

# Once-daily long-acting beta-agonists for chronic obstructive pulmonary disease: an indirect comparison of olodaterol and indacaterol

Neil S Roskell<sup>1</sup>  
Antonio Anzueto<sup>2</sup>  
Alan Hamilton<sup>3</sup>  
Bernd Disse<sup>4</sup>  
Karin Becker<sup>5</sup>

<sup>1</sup>Statistics, Bresmed Health Solutions Ltd, Sheffield, UK;  
<sup>2</sup>School of Medicine, University of Texas Health Science Center, San Antonio, TX, USA; <sup>3</sup>Medical Department, Boehringer Ingelheim (Canada) Ltd, Burlington, ON, Canada; <sup>4</sup>Medical Department, Boehringer Ingelheim GmbH, Ingelheim am Rhein, Germany; <sup>5</sup>Global Health Economics and Outcomes Research, Boehringer Ingelheim GmbH, Ingelheim am Rhein, Germany

**Purpose:** In the absence of head-to-head clinical trials comparing the once-daily, long-acting beta2-agonists olodaterol and indacaterol for the treatment of chronic obstructive pulmonary disease (COPD), an indirect treatment comparison by systematic review and synthesis of the available clinical evidence was conducted.

**Methods:** A systematic literature review of randomized, controlled clinical trials in patients with COPD was performed to evaluate the efficacy and safety of olodaterol and indacaterol. Network meta-analysis and adjusted indirect comparison methods were employed to evaluate treatment efficacy, using outcomes based on trough forced expiratory volume in 1 second (FEV<sub>1</sub>), Transition Dyspnea Index, St George's Respiratory Questionnaire total score and response, rescue medication use, and proportion of patients with exacerbations.

**Results:** Eighteen trials were identified for meta-analysis (eight, olodaterol; ten, indacaterol). Olodaterol trials included patients of all severities, whilst indacaterol trials excluded patients with very severe COPD. Concomitant maintenance bronchodilator use was allowed in most olodaterol trials, but not in indacaterol trials. When similarly designed trials/data were analyzed for change from baseline in trough FEV<sub>1</sub> (liters), the following mean differences (95% confidence interval) were observed: trials excluding concomitant bronchodilator: indacaterol 75 mcg versus olodaterol 5 mcg, -0.005 (-0.077 to 0.067), and indacaterol 150 mcg versus olodaterol 5 mcg, 0.020 (-0.036 to 0.077); trials with concomitant tiotropium: indacaterol 150 mcg versus olodaterol 5 mcg, 0.000 (-0.043 to 0.042). In sensitivity analyses of the full network, results for change from baseline in trough FEV<sub>1</sub> favored indacaterol, but this dataset suffered from trial design heterogeneity. For the other endpoints investigated, no statistically significant differences were found when analyzed in the full network.

**Conclusion:** When compared under similar trial conditions, olodaterol and indacaterol have similar efficacy in patients with COPD. This research highlights the importance of considering the concomitant COPD medication when evaluating treatment effects in COPD.

**Keywords:** COPD, olodaterol, indacaterol, meta-analysis, systematic review, LABA

## Introduction

Chronic obstructive pulmonary disease (COPD) is a chronic respiratory disease characterized by a progressive decline in lung function and accompanied by respiratory symptoms, primarily dyspnea, cough, and sputum production.<sup>1,2</sup> Given the progressive nature of the disease, the aim of treatments is to reduce symptoms and exacerbations, thereby improving health-related quality of life. Currently, the Global Initiative for Chronic Obstructive Lung Disease (GOLD) guidelines recommend initiation with a short-acting bronchodilator, followed by the addition of long-acting bronchodilators as symptoms and/or risk of exacerbations increase, and eventually adding inhaled steroids

Correspondence: Neil S Roskell  
BresMed Health Solutions Ltd,  
North Church House, 84 Queen Street,  
Sheffield S1 2DW, UK  
Tel +44 114 309 4372  
Email nroskell@bresmed.co.uk

and/or roflumilast.<sup>2</sup> Commonly used bronchodilators include inhaled long-acting beta2-agonists (LABAs) (eg, twice-daily formoterol, twice-daily salmeterol, and more recently once-daily indacaterol), inhaled long-acting antimuscarinic agents (LAMAs) (eg, once-daily tiotropium, and recently twice-daily aclidinium and once-daily glycopyrronium), and oral methylxanthines (eg, theophylline). Bronchodilators improve lung function, reduce symptoms and exacerbations, and improve health-related quality of life.<sup>2</sup> Bronchodilators are frequently used in combination when higher effect sizes are warranted.

In trials where a LABA was administered in addition to a LAMA, the observed effect sizes were greater than those with either LABA or LAMA alone,<sup>3,4</sup> and in some cases the effects of the monotherapies have been shown to be additive when used in combination.<sup>5</sup> However, effect sizes of bronchodilator monotherapies are not always additive, as seen in published trials of bronchodilator combinations. Most recently, this was demonstrated with indacaterol, where the effect size of indacaterol administered with tiotropium compared with tiotropium monotherapy was much lower than the effect sizes observed in studies that compared indacaterol monotherapy with placebo.<sup>6</sup> Furthermore, more recent trials have found that monotherapy treatments have shown lower increases in forced expiratory volume in 1 second (FEV<sub>1</sub>), compared to trials of the same investigational drug performed 5 or 10 years earlier. This may be due to evolution in trial designs, where, for example, later trials are more likely to permit concomitant treatment with other bronchodilators as part of usual care.<sup>7</sup> Additionally, there is evidence that the effect of bronchodilators varies depending on the severity of the patient's COPD. Patients with very severe COPD show lower improvement of FEV<sub>1</sub> when treated with bronchodilators, compared with patients with moderate or severe COPD.<sup>8,9</sup>

The LABA olodaterol has been developed as a once-daily long-acting bronchodilator for maintenance treatment of COPD. Phase III clinical trials of olodaterol have been completed, and the product, at the 5 mcg per day dose, has been approved in a number of European countries and Canada, and is currently under regulatory review in the United States by the Food and Drug Administration (FDA)<sup>10</sup> and other regulatory agencies.

To date, indacaterol is the only other once-daily LABA approved and made available in many countries worldwide. Indacaterol has been licensed in the United States and Canada at a dose of 75 mcg per day.<sup>11,12</sup> In most other countries, two doses are licensed: 150 mcg per day and

300 mcg per day for those patients for whom 150 mcg is not sufficient.<sup>13</sup>

In the absence of head-to-head, randomized controlled clinical trials (RCTs) conducted on LABAs, the primary objective of this systematic literature review and meta-analysis was to provide estimates of relative efficacy of two new once-daily LABAs, olodaterol and indacaterol. A network meta-analysis was performed to indirectly compare the two treatments, linked through common treatment comparators. The review made two specific treatment comparisons: olodaterol 5 mcg compared with indacaterol 150 mcg, and olodaterol 5 mcg compared with indacaterol 75 mcg.

## Methods

A comprehensive and systematic literature review to identify RCTs studying olodaterol and indacaterol in COPD was undertaken to establish the evidence base for use in the meta-analyses.

## Systematic review process

A systematic literature review was performed according to a prespecified protocol, to comply with the requirements of the National Institute for Health and Care Excellence single technology assessment.<sup>14</sup> The following electronic databases were searched: 1) The Cochrane Library, including the Cochrane Database of Systematic Reviews, the Cochrane Central Register of Controlled Trials, and the Database of Abstracts of Reviews of Effectiveness; 2) MEDLINE and MEDLINE In-Process; and 3) Embase. In addition, the following additional sources were searched to identify conference abstracts and published and unpublished studies: web sites for conference abstracts from the following organizations: American Thoracic Society (2010 and 2011), European Respiratory Society (2009 and 2010), and British Thoracic Society (Winter 2009 and Winter 2010); bibliographic reference lists of the included studies and reviews (searched for other relevant published studies); TrialTrove (<http://www.citeline.com/products/trialtrove/overview/>); ClinicalTrials.gov (<http://www.clinicaltrials.gov/>); web sites for the FDA and European Medicines Agency; and the Boehringer Ingelheim Trial Database for olodaterol studies.

Database search terms included combinations of free text and medical subject headings. The full search strategy for MEDLINE is presented in the [Supplementary material](#). The search strategy for each database is available from the authors upon request.

The search strategies relied on three sets of terms: health condition of interest (COPD), study type (RCTs), and

intervention (olodaterol and/or indacaterol). Appropriate terms were combined, and iterative searches were performed using other relevant terms and concepts.

The searches were limited to articles published from 1 January 1990, through 5 August 2011, given the development timelines of the two compounds under study. Articles in languages other than English were excluded.

During systematic review and meta-analysis planning and execution, data for olodaterol were not publicly available, therefore, data on file with Boehringer Ingelheim were used. Most data are now publicly available in the primary publications and/or on the FDA web site, in the briefing documents for a Pulmonary and Allergy Drug Advisory Committee meeting held in January 2013.<sup>10,15–18</sup> All data, including data not published in the Pulmonary and Allergy Drug Advisory Committee document, are listed in the [Supplementary material](#).

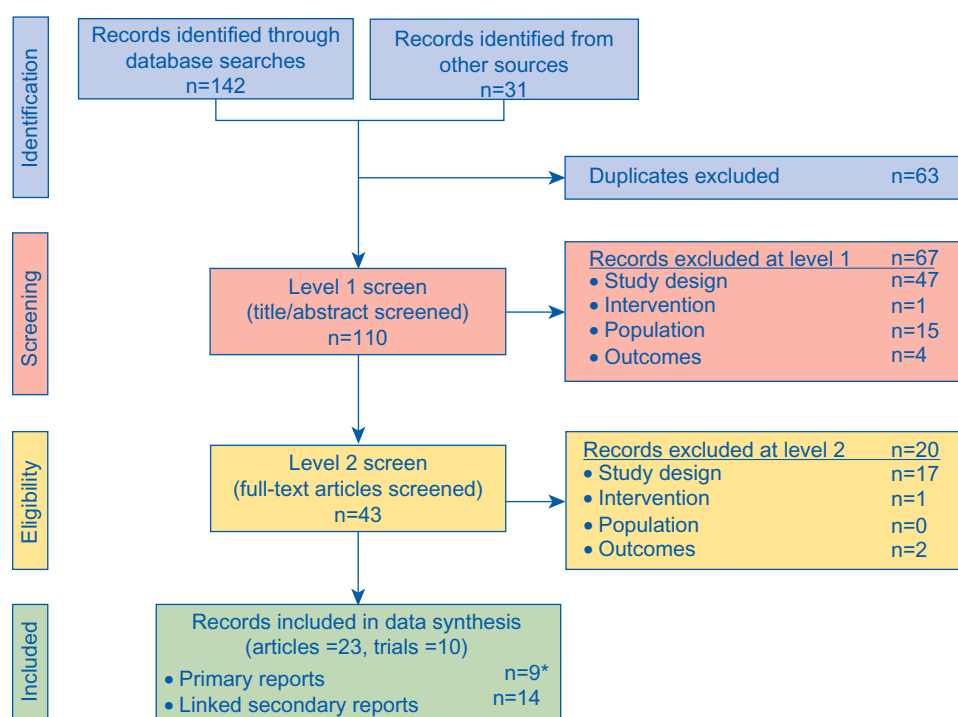
Two experienced literature reviewers screened and selected identified studies independently before comparing results. Any disagreements were discussed with the research team to reach a consensus about study inclusion. During screening, further exclusions of studies were based on lack of outcome data, lack of a link into the treatment network, and study length (ie, studies lasting less than 6 weeks). Data extraction was performed by an experienced literature

reviewer and quality checked by the statistician responsible for the meta-analyses.

Quality assessments were conducted for each included trial, using quality criteria recommended by the Centre for Reviews and Dissemination.<sup>19</sup> Full details of this assessment can be found in the [Supplementary material](#).

## Outcomes

Four continuous and two dichotomous outcomes were considered for meta-analysis. Trough FEV<sub>1</sub> was analyzed as change from baseline in liters at week 12. Similar trough FEV<sub>1</sub> data at week 6 were permitted in the absence of week 12 data. Other lung-function outcomes were considered for analysis, but trough FEV<sub>1</sub> was selected because it was the only outcome consistently reported across the evidence base. While the area under the FEV<sub>1</sub>-time curve (0–3 hours post-dose) was reported in all olodaterol trials, it was not reported for the indacaterol 150 or 75 mcg studies and so could not be included in the meta-analysis. St George's Respiratory Questionnaire (SGRQ) total score was analyzed as change from baseline at week 12. The proportion of responders based on SGRQ total score was analyzed at week 12, response was defined as a decrease (improvement) in SGRQ total score of at least 4 points. Transition Dyspnea Index (TDI), by definition a change from baseline



**Figure 1** PRISMA flow diagram of the literature review.

**Note:** \*One primary report described two separate trials.

**Abbreviation:** PRISMA, Preferred Reporting Items for Systematic Reviews and Meta-Analyses.

**Table 1** Included trials/treatments and important comedications and inclusion criteria

Study name or code	Interventions	Number randomized	Received concomitant LAMA	Received concomitant xanthines	Received concomitant SAMA	GOLD stage IV at baseline
1222.11	Olodaterol 5 mcg	208	21%	14%	22%	14%
	Olodaterol 10 mcg	207	25%	15%	20%	10%
	Placebo	209	25%	14%	20%	12%
1222.12	Olodaterol 5 mcg	209	16%	12%	14%	11%
	Olodaterol 10 mcg	217	22%	10%	18%	12%
	Placebo	216	18%	12%	19%	17%
1222.13	Olodaterol 5 mcg	227	26%	15%	34%	6%
	Olodaterol 10 mcg	225	26%	15%	26%	9%
	Formoterol 12 mcg	227	26%	16%	30%	7%
1222.14	Placebo	225	25%	16%	33%	9%
	Olodaterol 5 mcg	232	25%	23%	29%	7%
	Olodaterol 10 mcg	234	27%	19%	27%	6%
1222.24 <sup>a</sup>	Formoterol 12 mcg	233	25%	19%	28%	9%
	Placebo	235	26%	18%	26%	11%
	Olodaterol 5 mcg	99	15% <sup>b</sup>	0% <sup>b</sup>	18% <sup>b</sup>	9%
1222.25 <sup>a</sup>	Olodaterol 10 mcg					
	Formoterol 12 mcg					
	Placebo	100	31% <sup>b</sup>	1% <sup>b</sup>	12% <sup>b</sup>	5%
1222.39 <sup>a</sup>	Olodaterol 5 mcg	108	0%	8%	13%	5%
	Olodaterol 10 mcg					
	Tiotropium 18 mcg					
1222.40 <sup>a</sup>	Placebo					
	Olodaterol 5 mcg	122	0%	6%	14%	9%
	Olodaterol 10 mcg					
B1302	Tiotropium 18 mcg					
	Placebo					
	Indacaterol 150 mcg	114	0%	NR	NR	0%
B2201	Indacaterol 300 mcg	116				
	Placebo	117				
	Indacaterol 400 mcg	68	0%	NR	NR	0%
B2354	Indacaterol 800 mcg	67				
	Placebo	28				
	Indacaterol 75 mcg	163	0%	0%	0%	0%
B2355	Placebo	160				
	Indacaterol 75 mcg	159	0%	0%	0%	0%
	Placebo	159				
INHANCE	Indacaterol 150 mcg	420	0%	0%	0%	0%
	Indacaterol 300 mcg	418				
	Tiotropium 18 mcg	420				
INLIGHT-1	Placebo	425				
	Indacaterol 150 mcg	211	0%	0%	0%	0%
	Placebo	205				
INLIGHT-2	Indacaterol 150 mcg	333	0%	0%	0%	0%
	Salmeterol 50 mcg	334				
	Placebo	335				
INSIST	Indacaterol 150 mcg	560	0%	0%	0%	0%
	Salmeterol 50 mcg	563				
	Placebo	563				
INTENSITY	Indacaterol 150 mcg	797	0%	0%	0%	0%
	Tiotropium 18 mcg	801				
	Placebo	801				
INVOLVE	Indacaterol 300 mcg	437	0%	0%	0%	0%
	Indacaterol 600 mcg	428				
	Formoterol 12 mcg	435				
	Placebo	432				

(Continued)

**Table 1** (Continued)

Study name or code	Interventions	Number randomized	Received concomitant LAMA	Received concomitant xanthines	Received concomitant SAMA	GOLD stage IV at baseline
INTRUST-1	Indacaterol 150 mcg	570	100%	0%	0%	0%
	Placebo	561				
INTRUST-2	Indacaterol 150 mcg	572	100%	0%	0%	0%
	Placebo	570				

**Notes:** \*Cross-over trial; <sup>b</sup>unpublished data (on file).

**Abbreviations:** GOLD, Global Initiative for Chronic Obstructive Lung Disease; IV, intravenous; LAMA, long-acting muscarinic anticholinergic; NR, not reported; SAMA, short-acting muscarinic antagonist.

measure, was analyzed at week 12. Use of rescue medication (eg, as-needed salbutamol) was captured and analyzed as change from baseline in average number of puffs per day, using the maximum observed time for available data. Finally, the proportion of patients experiencing at least one exacerbation, captured as a COPD worsening adverse event, was analyzed for trials with a treatment duration of 24 weeks or longer reporting data for this outcome.

Some data imputations were required for standard errors, to maximize inclusion of change-from-baseline data into the meta-analyses. These imputations, together with further details on endpoint definitions are provided, where appropriate, in the data tables in the [Supplementary material](#).

## Statistical analyses

For network meta-analyses of dichotomous outcomes, a mixed log-binomial model was fit to estimate relative risks and confidence intervals. For network meta-analyses of continuous outcomes, a mixed normal-response model was fit to estimate mean differences and confidence intervals. These models included fixed treatment effects, fixed study effects, and random effects for the interaction between treatment and study. The random effects were included to allow the treatment effects to vary from study to study. The models were fit adopting an estimation approach using PROC GLIMMIX in SAS version 9.2 (SAS Institute Inc., Cary, NC, USA) and the methodology outlined by Jones et al.<sup>20</sup>

In addition to network meta-analyses, direct meta-analyses were performed using standard techniques to assess heterogeneity within the network and to support the analysis that required use of the adjusted indirect comparison technique.<sup>21–23</sup>

Heterogeneity was investigated in several ways. For heterogeneity in trial designs, the a priori desire is to include a homogeneous set of trials in the network. To this end, trials were included/excluded based on permitted respiratory

comedication during the trials; patient subgroups of data were used where patient-level data were available; and two additional indacaterol studies identified after completion of the systematic review were included,<sup>24</sup> which allowed comparison of indacaterol with olodaterol when given with concomitant bronchodilation. For heterogeneity in analyses/results, the generalized chi-squared statistic divided by the remaining degrees of freedom (should produce values close to 1.0 for a well-fitting model) was calculated and heterogeneity tests for direct meta-analyses were performed where appropriate.

## Results

### Literature search results

A total of 142 titles were retrieved through database searches and a further 31 through other sources such as conference web sites. After removal of duplicates, 110 titles and abstracts were screened. After applying the screening inclusion and exclusion criteria to both the titles/abstracts and the full-text articles, 23 publications, which reported data from a total of ten indacaterol trials (B1302,<sup>25</sup> B2201,<sup>26</sup> Study B2354,<sup>27</sup> Study B2355,<sup>28</sup> INHANCE,<sup>29</sup> INLIGHT-1,<sup>30</sup> INLIGHT-2,<sup>31</sup> INSIST,<sup>32</sup> INTENSITY,<sup>33</sup> and INVOLVE<sup>34</sup>), were eligible for meta-analysis, outlined in the PRISMA diagram in Figure 1.<sup>35</sup> From the Boehringer Ingelheim trial database search, eight olodaterol trials were identified that met the inclusion criteria (study numbers 1222.11 [NCT00782210],<sup>15</sup> 1222.12 [NCT00782509],<sup>15</sup> 1222.13 [NCT00793624],<sup>16</sup> 1222.14 [NCT00796653],<sup>16</sup> 1222.24 [NCT00931385],<sup>17</sup> 1222.25 [NCT00932646],<sup>17</sup> 1222.39 [NCT01040689],<sup>18</sup> and 1222.40 [NCT01040728]).<sup>18</sup>

During the meta-analysis phase of the project, two further publications were identified and included in the evidence base.<sup>24,36</sup> Cope et al<sup>36</sup> presented a network meta-analysis of four indacaterol trials (INVOLVE, INHANCE, INLIGHT-1, and INLIGHT-2) already included in the evidence base. This paper was, however, an additional source of outcomes data.

**Table 2** Included trials/treatments/outcomes

Study name and/or code	Trough FEV <sub>1</sub>	TDI	SGRQ total score	Rescue medication use	SGRQ response	Exacerbations
I222.11	✓			✓		✓
I222.12	✓			✓		✓
I222.13	✓	✓	✓	✓	✓	✓
I222.14	✓	✓	✓	✓	✓	✓
I222.24	✓					
I222.25	✓					
I222.39	✓					
I222.40	✓					
B1302						
B2201						
B2354	✓		✓	✓	✓	
B2355	✓		✓	✓	✓	
INHANCE	✓	✓	✓	✓	✓	✓
INLIGHT-1	✓		✓	✓	✓	
INLIGHT-2	✓	✓	✓	✓	✓	✓
INSIST	✓					
INTENSITY	✓	✓	✓	✓	✓	
INVOLVE	✓	✓	✓	✓	✓	✓
INTRUST-1	✓					
INTRUST-2	✓					

**Abbreviations:** FEV<sub>1</sub>, forced expiratory volume in 1 second; SGRQ, St George's Respiratory Questionnaire; TDI, Transition Dyspnea Index.

Mahler et al<sup>24</sup> presented results for two indacaterol trials (INTRUST-1 and INTRUST-2) that were not otherwise identified at the time of the literature searches.

## Trial characteristics, treatment network, and data availability

Table 1 lists the 20 included studies (18 from the systematic review and 2 identified after the review) and provides details on the included treatments, sample sizes, concomitant bronchodilator use, and whether the trials permitted patients with very severe COPD (GOLD stage IV).<sup>37</sup> Further trial/baseline characteristics are presented in the [Supplementary material](#). The [Supplementary material](#) also presents data for each of the outcomes for analysis and the descriptions of how the data were captured from each trial.

Table 2 presents an overview of the treatments and outcomes included in each trial. The resulting treatment network for this evidence base is presented in the [Supplementary material](#) (Figure A1). The different doses of olodaterol and indacaterol were considered as unique entities in this network and in these meta-analyses. Figure 2 presents an abbreviated version of the complete network and highlights the trials contributing to the indirect comparisons of primary interest (ie, the comparison of olodaterol 5 mcg with indacaterol 75 mcg and with indacaterol 150 mcg).

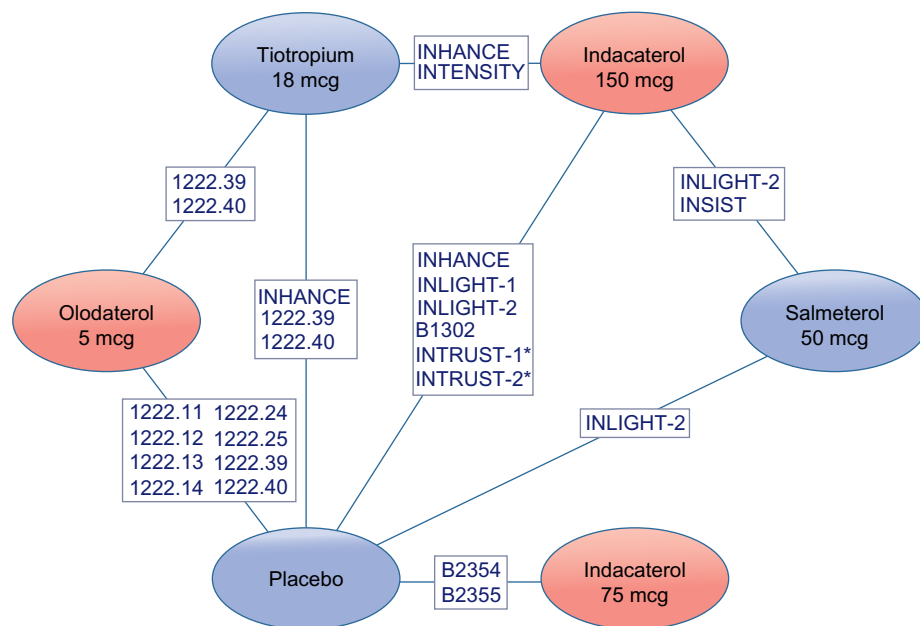
An important difference among the studies included in the evidence base is whether concomitant use of noninvestigational COPD treatments was permitted in the trials by design. Specifically, the olodaterol trials allowed concomitant use of LAMAs (tiotropium), short-acting muscarinic antagonists (SAMAs) (ipratropium), inhaled corticosteroids, and xanthines (theophylline). Four of the eight included olodaterol trials used stratified randomization according to LAMA use to ensure a balance in tiotropium users across treatment arms. Two olodaterol trials did not permit concomitant LAMA treatment, because tiotropium was one of the investigational drugs.

None of the indacaterol trials originally identified in the systematic literature review permitted any concomitant bronchodilator use (ie, SAMAs and LAMAs were not allowed) or xanthine use; all of the indacaterol trials permitted use of inhaled corticosteroids. In contrast, the two INTRUST trials required the co-administration of indacaterol with tiotropium;<sup>24</sup> thus, 100% of patients in those trials received tiotropium in addition to indacaterol or placebo (inhaled steroids were also allowed, but not xanthines).

As-needed short-acting beta-agonists were permitted as rescue medication in all olodaterol and indacaterol trials, and their use was captured via the rescue medication outcome.

In addition, there were differences in the patient populations tested in the trials; while the olodaterol





**Figure 2** Network diagram for the primary treatment comparisons.

**Note:** \*INTRUST-1 and INTRUST-2 were identified after completion of the systematic review searches.

trials included patients with moderate to very severe COPD (GOLD II to GOLD IV),<sup>37</sup> the indacaterol trials included only patients with moderate to severe COPD (ie, excluded patients with very severe COPD [GOLD stage IV]).<sup>37</sup>

## Meta-analysis strategy

Given the findings from the trial characteristics summary (ie, to take into account heterogeneity in trial design, specifically concomitant bronchodilator use), two analyses were performed using subgroups of trials or patients that could be considered to be subject to similar trial conditions and therefore comparable. Given the data availability, these analyses could only be performed for the change from baseline in trough FEV<sub>1</sub> at week 12.

The first analysis population was “LAMA-free” therapy and included all trials in which patients did not receive concomitant LAMA (ie, all indacaterol trials identified in the original systematic review and the olodaterol trials 1222.39 and 1222.40).

The second analysis population was “LAMA add-on therapy” and included all trials/subgroups in which all patients received concomitant or co-administered LAMA (ie, stratified subgroups of olodaterol trials 1222.11, 1222.12, 1222.13, and 1222.14; INTRUST trials for indacaterol). Because INTRUST had only placebo as a common comparator, direct meta-analysis and the adjusted indirect comparison technique were used for this analysis.

A third analysis population incorporated all trials (“full network”) identified by the systematic review and was

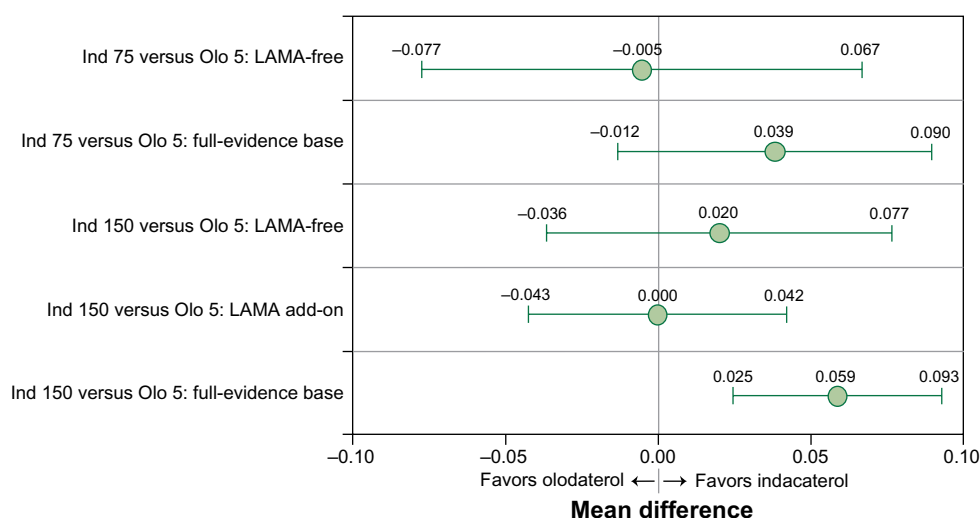
considered a sensitivity analysis for the trough FEV<sub>1</sub> outcome. Given data availability, this population was the only possible analysis population for the other outcomes.

## Indirect comparison results

Figure 3 presents the indirect treatment comparison results for the outcome “change from baseline in trough FEV<sub>1</sub>” for each of the analysis populations. For the LAMA-free analysis, which included only trials explicitly excluding concomitant use of LAMA treatment, no differences were seen between olodaterol 5 mcg and either indacaterol 75 mcg or indacaterol 150 mcg. For the LAMA add-on analysis, which included only trials/subgroups receiving either concomitant or co-administered LAMA treatment, no differences were seen between olodaterol 5 mcg and indacaterol 150 mcg. No data were available for indacaterol 75 mcg for the LAMA add-on analysis. For the sensitivity analysis of the full network, the indirect comparisons favored indacaterol, statistically significantly for the 150 mcg dose.

Figure 4 presents the indirect treatment comparison results for the continuous outcomes TDI, change from baseline in SGRQ total score, and change from baseline in rescue medication puffs per day for the full network analysis. Despite the known heterogeneity among the trials included in the full network, no differences were seen between olodaterol 5 mcg and either indacaterol 75 mcg or indacaterol 150 mcg.

Figure 5 presents the indirect treatment comparison results for the dichotomous outcomes SGRQ response and proportion of patients with exacerbations for the full network



**Figure 3** Forest plot for the trough FEV<sub>1</sub> analyses.

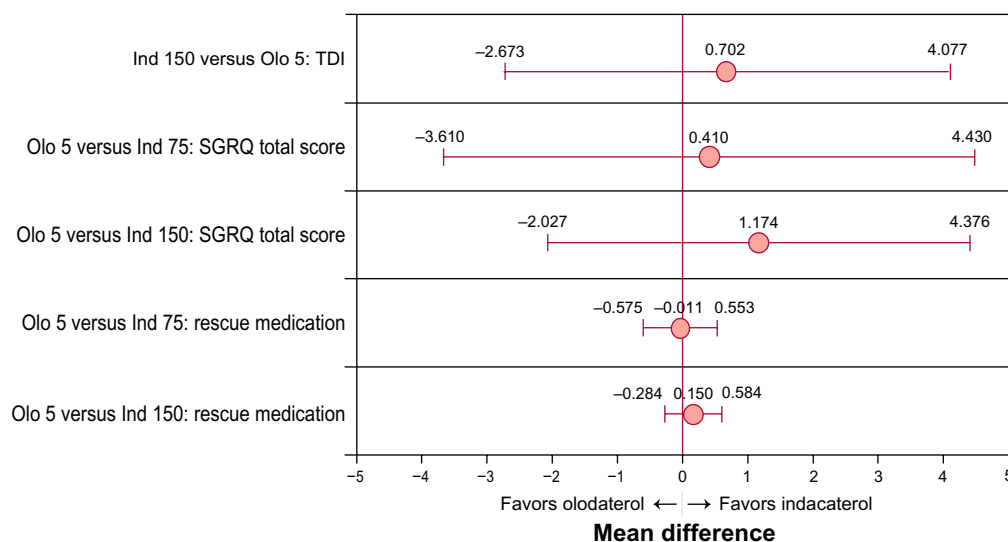
**Notes:** Values are mean difference and 95% confidence intervals for change in trough FEV<sub>1</sub> from baseline (at week 6 or 12) for indacaterol 75 mcg (or 150 mcg) minus olodaterol 5 mcg. LAMA-free: trials excluding tiotropium; LAMA add-on: trials with concomitant tiotropium. Full evidence base: all trials within the network ("full network").  
**Abbreviations:** FEV<sub>1</sub>, forced expiratory volume in 1 second; Ind 75, indacaterol 75 mcg; Ind 150, indacaterol 150 mcg; LAMA, long-acting muscarinic anticholinergic; Olo, olodaterol 5 mcg.

analysis. Again, despite the known heterogeneity among the trials, no differences were seen between olodaterol 5 mcg and either indacaterol 75 mcg or indacaterol 150 mcg, where data were available.

## Heterogeneity

As shown in the separate analyses for change from baseline in trough FEV<sub>1</sub>, the identified heterogeneity in trial design with respect to concomitant bronchodilator use impacted the results and conclusions of the meta-analyses. Table 3 presents

generalized chi-squared divided by the remaining degrees of freedom statistics for each network meta-analysis. Because the estimates were all fairly close to 1, the models could be assumed to fit the data well, but this does not eradicate the issues of known trial heterogeneity. Table 4 presents direct meta-analyses heterogeneity test results for comparisons with placebo (where possible). These estimates do not display significant and consistent heterogeneity of trial results within each arm of the network diagram, but it should be noted that such heterogeneity tests can lack statistical power with

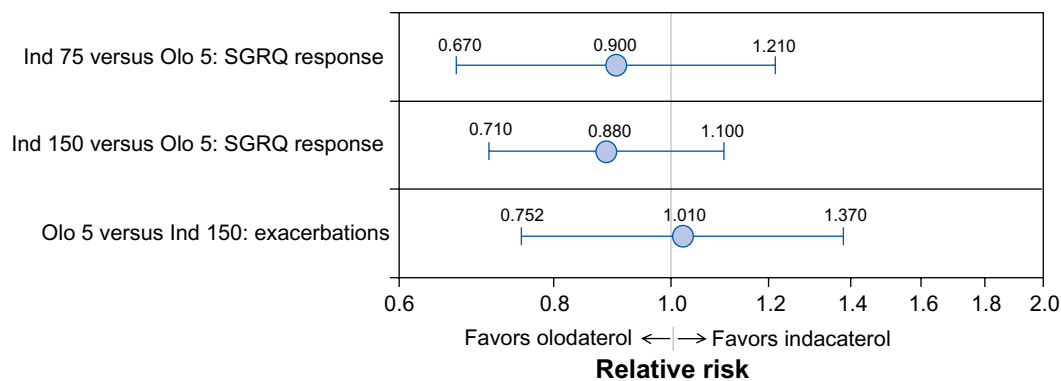


**Figure 4** Forest plot for the TDI, SGRQ, and rescue medication analyses.

**Notes:** TDI: values are mean difference and 95% confidence interval for TDI focal score, change from baseline, for indacaterol 150 mcg minus olodaterol 5 mcg. SGRQ total score and rescue medication: values are mean difference and 95% confidence intervals for SGRQ total score and rescue medication use (puffs per day), change from baseline, for olodaterol 5 mcg minus indacaterol 75 mcg (or 150 mcg).

**Abbreviations:** Ind 75, indacaterol 75 mcg; Ind 150, indacaterol 150 mcg; Olo, olodaterol 5 mcg; SGRQ, St George's Respiratory Questionnaire; TDI, Transition Dyspnea Index.





**Figure 5** Forest plot for the SGRQ response and exacerbations analyses.

**Notes:** SGRQ response: values are relative risk and 95% confidence intervals for proportion of patients with an improvement in total SGRQ score of 4 points or more for indacaterol 75 mcg (or 150 mcg) compared to olodaterol 5 mcg. Exacerbations: values are relative risk and 95% confidence interval for the proportion of patients with at least one exacerbation, for olodaterol 5 mcg compared to indacaterol 150 mcg.

**Abbreviations:** Ind 75, indacaterol 75 mcg; Ind 150, indacaterol 150 mcg; Olo, olodaterol 5 mcg; SGRQ, St George's Respiratory Questionnaire.

small trial numbers. Additionally, information regarding the consistency assumption within the network as a whole is not provided due to the lack of head-to-head data between the selected treatments of interest. Forest plots for the direct meta-analyses are presented in the [Supplementary material](#) (Figure A2 through Figure A21).

## Discussion and conclusion

In the absence of a direct head-to-head comparison, indirect comparisons can provide exploratory insights into the relative effectiveness of olodaterol and indacaterol. The current study indirectly compares olodaterol and indacaterol, while accounting for the considerable systematic heterogeneity in trial design among olodaterol and indacaterol trials. Evaluating lung function, trials/subgroups were selected in order to form indirect treatment comparisons based on patients subject to similar trial conditions, in which no evident differences between olodaterol and indacaterol were found.

**Table 3** Network meta-analysis model fit

Endpoint	Generalized chi-squared statistic/degrees of freedom
Trough FEV <sub>1</sub> ; LAMA-free analysis	0.91
Trough FEV <sub>1</sub> ; full network analysis	0.91
SGRQ total score	1.00
TDI	0.64
Rescue medications	0.98
SGRQ response	1.03
Patients with $\geq 1$ exacerbation	1.04

**Note:** Values close to 1.0 indicate a well-fitting model.

**Abbreviations:** FEV<sub>1</sub>, forced expiratory volume in 1 second; LAMA, long-acting muscarinic anticholinergic; SGRQ, St George's Respiratory Questionnaire; TDI, Transition Dyspnea Index.

There were important differences among the olodaterol trials and indacaterol trials with respect to allowed concomitant COPD medications. Although all trials allowed concomitant inhaled steroid use and allowed the use of short-acting beta-agonists as rescue medication on an as-needed basis, the olodaterol trials also allowed concomitant use of LAMAs (tiotropium), SAMAs (ipratropium), and xanthines (theophylline), whereas the indacaterol trials did not.

Another notable difference was that olodaterol trials enrolled patients across the full disease severity spectrum, from moderate to very severe COPD (GOLD II-IV),<sup>37</sup> whereas the indacaterol trials were restricted to patients with

**Table 4** Direct meta-analysis heterogeneity test *P*-values

Outcome	Heterogeneity test <i>P</i> -value (number of included studies)		
	Olodaterol 5 mcg versus placebo	Indacaterol 75 mcg versus placebo	Indacaterol 150 mcg versus placebo
CFB trough FEV <sub>1</sub> – LAMA-free	0.98 [2]	0.55 [2]	0.31 [3]
CFB trough FEV <sub>1</sub> – LAMA add-on	0.37 [4]	n/a [0]	0.54 [2]
CFB trough FEV <sub>1</sub> – full network	0.09 [8]	0.55 [2]	0.31 [3]
CFB SGRQ total score	0.68 [2]	0.93 [2]	0.02 [3]
TDI	0.55 [2]	n/a [0]	0.12 [2]
CFB rescue medication use	0.19 [4]	0.18 [2]	0.87 [3]
SGRQ response	0.26 [2]	0.94 [2]	0.03 [3]
Patients with $\geq 1$ exacerbation	0.03 [4]	n/a [0]	0.48 [2]

**Abbreviations:** CFB, change from baseline; FEV<sub>1</sub>, forced expiratory volume in 1 second; LAMA, long-acting muscarinic anticholinergic; n/a, not available; SGRQ, St George's Respiratory Questionnaire; TDI, Transition Dyspnea Index.

moderate to severe COPD (GOLD II/III).<sup>37</sup> This difference in patient populations, and therefore potential lung function response,<sup>8</sup> could not be addressed in this meta-analysis because olodaterol trials were not stratified for disease severity and therefore using the subgroup excluding GOLD IV patients for the meta-analysis would not be a randomized comparison.

The comparative efficacy of indacaterol and olodaterol differed depending on the subset of trials and patients included in the analyses. Change from baseline in trough FEV<sub>1</sub> was similar among treatments when analyzing trials or data deemed to be comparable. In contrast, analyses not taking into consideration differences in allowed concomitant therapies can lead to inappropriate conclusions from the indirect comparisons. Thus, selecting studies of similar design for the drugs of interest is important in order to estimate the true differences in effect size.

Acknowledging the known differences of the patient populations recruited to the trials (very severe COPD patients included in trials of olodaterol, but not indacaterol), it is interesting to note that the absolute difference seen in the sensitivity analysis for trough FEV<sub>1</sub> outcome is not replicated in either SGRQ endpoint evaluating health-related quality of life, where there are no differences among the treatments, or in the other endpoints investigated (exacerbations, rescue medication use, and TDI).

Assessing the results for external validity with previously published meta-analyses,<sup>36,38–41</sup> the direct meta-analyses matched closely with the estimated treatment effects for indacaterol; however, because olodaterol data have only recently been published, the indirect comparisons have not been externally validated. The smaller effect sizes of LABA administered in addition to a LAMA, compared with the effect sizes of a LABA alone, were replicated. Specifically, for indacaterol 150 mcg versus placebo, the effect size for trough FEV<sub>1</sub> change from baseline was 0.07 liters when studied in combination with concomitant LAMA ([Supplementary material](#), Figure A6), and 0.17 liters when studied in the absence of concomitant LAMA ([Supplementary material](#), Figure A4). As with all meta-analyses, certain limitations should be considered when interpreting the results of this meta-analysis. Some between-trial differences in inclusion and exclusion criteria that influence the meta-analytic results were identified, especially with regard to the use of concomitant respiratory medication. The olodaterol trials could be considered to be studying treatment effects likely to be seen in real-world settings, whereas the indacaterol trials provide an estimate of absolute treatment effect. A limitation in the

LAMA-add on analysis of the lung-function endpoint is that only “add-on” tiotropium, and no other important bronchodilators (eg, SAMAs or xanthines), could be investigated, thus limiting the generalizability of the findings. Another limitation was that the “add-on” tiotropium in the olodaterol trials was concomitant medication, whereas in the indacaterol trials it was part of the investigational treatment. This limitation could lead to differences in application of, monitoring of, and compliance with the treatment.

A limitation with regard to the LAMA-free analysis for the lung-function endpoint was that the included olodaterol trials were cross-over trials lasting 6 weeks, whereas the indacaterol trials were parallel-group trials lasting 12 weeks. However, this trial heterogeneity may not influence the relative treatment effects and therefore indirect comparison results, because the relative treatment differences are maintained between week 6 and week 12, based on studies comparing olodaterol 5 mcg and formoterol 12 mcg.<sup>10,15–18</sup>

Finally, analysis of endpoints other than change from baseline in trough FEV<sub>1</sub> were possible only on the evidence base of trials that are inherently dissimilar with respect to concomitant bronchodilator use. Thus, these analyses should be interpreted with caution.

In conclusion, based on the analyses of change from baseline in trough FEV<sub>1</sub>, when compared under similar trial conditions, olodaterol 5 mcg and indacaterol 75 mcg or 150 mcg seem to be equally effective in the treatment of patients with COPD. Other endpoints support this finding, although those analyses suffer from greater heterogeneity. Only head-to-head studies would be able to confirm the equal effectiveness of olodaterol and indacaterol. This research highlights the importance of concomitant COPD medication and study population when estimating treatment effects in COPD clinical trials.

## Disclosure

This study was funded by Boehringer Ingelheim GmbH. RTI Health Solutions was a consultant to Boehringer Ingelheim GmbH for this study.

Mr Roskell is a full-time employee of Bresmed Health Solutions, but performed this work while employed by RTI Health Solutions.

Dr Anzueto participated in the writing of this manuscript and approved the final version. He has the following conflicts of interest: he is a member of the GOLD scientific committees and supports the implementation of the GOLD guidelines recommendations. He has also received honoraria, consulting fees, and advisory board

and speaking fees from Bayer, Pfizer, GlaxoSmithKline, Boehringer Ingelheim, and Forest Laboratories. He is the principal investigator for research grants at the University of Texas Health Science Center at San Antonio and was paid for participating in multicenter clinical trials sponsored by GlaxoSmithKline and the National Institutes of Health.

Dr Hamilton, Dr Disse, and Dr Becker are full-time employees of Boehringer Ingelheim GmbH. Boehringer Ingelheim has developed olodaterol.

## References

1. Rabe KF, Hurd S, Anzueto A, et al. Global strategy for the diagnosis, management, and prevention of chronic obstructive pulmonary disease: GOLD executive summary. *Am J Respir Crit Care Med*. 2007;176(6):532–555.
2. Global Strategy for the Diagnosis, Management and Prevention of COPD. Global Initiative for Chronic Obstructive Lung Disease (GOLD) 2013. Available from: <http://www.goldcopd.org/>. Accessed March 7, 2013.
3. Mroz RM, Minarowski L, Chyczewska E. Indacaterol add-on therapy improves lung function, exercise capacity and life quality of COPD patients. *Adv Exp Med Biol*. 2013;756:23–28.
4. Vogelmeier C, Kardos P, Harari S, Gans SJ, Stenglein S, Thirlwell J. Formoterol mono- and combination therapy with tiotropium in patients with COPD: a 6-month study. *Respir Med*. 2008;102(11):1511–1520.
5. Mills EJ, Thorlund K, Ioannidis JP. Calculating additive treatment effects from multiple randomized trials provides useful estimates of combination therapies. *J Clin Epidemiol*. 2012;65(12):1282–1288.
6. McKeage K. Indacaterol: a review of its use as maintenance therapy in patients with chronic obstructive pulmonary disease. *Drugs*. 2012;72(4):543–563.
7. Donohue JF, Jones PW. Changing patterns in long-acting bronchodilator trials in chronic obstructive pulmonary disease. *Int J Chron Obstruct Pulmon Dis*. 2011;6:35–45.
8. Albert P, Agusti A, Edwards L, et al. Bronchodilator responsiveness as a phenotypic characteristic of established chronic obstructive pulmonary disease. *Thorax*. 2012;67(8):701–708.
9. Decramer M, Celli B, Kesten S, Lystig T, Mehra S, Tashkin DP, UPLIFT investigators. Effect of tiotropium on outcomes in patients with moderate chronic obstructive pulmonary disease (UPLIFT): a prespecified subgroup analysis of a randomized controlled trial. *Lancet*. 2009;374(9696):1171–1178.
10. Food and Drug Administration. *Pulmonary-Allergy Drugs Advisory Committee Meeting: NDA 203108: Olodaterol (Proposed Trade Name Striverdi Respimat) for The Proposed Indication of Long-Term, Once-Daily Maintenance Bronchodilator Treatment of Airflow Obstruction in Patients with Chronic Obstructive Pulmonary Disease (COPD), Including Chronic Bronchitis and/or Emphysema*; 2013. Available from: [http://www.accessdata.fda.gov/drugsatfda\\_docs/nda/2011/022383Orig1s000TOC.cfm](http://www.accessdata.fda.gov/drugsatfda_docs/nda/2011/022383Orig1s000TOC.cfm). Accessed March 28, 2013.
11. Novartis Pharmaceuticals Canada Inc. Onbrez Breezhaler [product monograph]; 2011 [updated 2012]. Available from: <http://www.novartis.ca/products/en/pharmaceuticals-o.shtml>. Accessed March 27, 2013.
12. Novartis Pharmaceuticals Corporation. Arcapta Neohaler [prescribing information]; 2012. Available from: <http://www.pharma.us.novartis.com/cs/www.pharma.us.novartis.com/product/pi/pdf/arcapta.pdf>. Accessed March 27, 2013.
13. Novartis Europharm Limited. [Summary of product characteristics for Onbrez Breezhaler]; 2012. Available from: [http://www.ema.europa.eu/ema/index.jsp?curl=pages/medicines/human/medicines/001114/human\\_med\\_001219.jsp&mid=WC0b01ac058001d124](http://www.ema.europa.eu/ema/index.jsp?curl=pages/medicines/human/medicines/001114/human_med_001219.jsp&mid=WC0b01ac058001d124). Accessed March 7, 2013.
14. National Institute for Health and Care Excellence. *Specification for Manufacturer/Sponsor Submission Of Evidence*; 2009. Available from: <http://www.nice.org.uk/about/nice/howwework/devnecitech/SpecificationForManufacturerSponsorSubmissionOfEvidence.jsp>. Accessed July 16, 2012.
15. Ferguson GT, Feldman GJ, Hofbauer P, et al. Efficacy and safety of olodaterol once daily delivered via Respimat® in patients with GOLD 2–4 COPD: results from two replicate 48-week studies. *Int J Chron Obstruct Pulmon Dis*. 2014;9:629–645.
16. Koch A, Pizzichini E, Hamilton A, et al. Lung function efficacy and symptomatic benefit of olodaterol once daily delivered via Respimat® versus placebo and formoterol twice daily in patients with GOLD 2–4 COPD: results from two replicate 48-week studies. *Int J Chron Obstruct Pulmon Dis*. 2014;9:697–714.
17. Feldman GJ, Bernstein JA, Hamilton A, Nivens MC, Korducki L, LaForce C. The 24-h FEV1 Time Profile of Olodaterol Once Daily via Respimat® and Formoterol Twice Daily via Aerolizer® in Patients with GOLD 2–4 COPD: Results from Two 6-week Crossover Studies. *Springer Plus*. In press 2014.
18. Lange P, Aumann JL, Hamilton A, Tetzlaff K, Ting N, Derom E. The 24-hour lung function time profile of olodaterol once daily versus placebo and tiotropium in patients with moderate to very severe chronic obstructive pulmonary disease. *J Pulm Respir Med*. In press 2014.
19. Centre for Reviews and Dissemination. *CRD's Guidance for Undertaking Reviews in Health Care*. University of York: Centre for Reviews and Dissemination; 2009. Available from: [http://www.york.ac.uk/inst/crd/pdf/Systematic\\_Reviews.pdf](http://www.york.ac.uk/inst/crd/pdf/Systematic_Reviews.pdf). Accessed August 30, 2012.
20. Jones B, Roger J, Lane PW, et al. Statistical approaches for conducting network meta-analysis in drug development. *Pharm Stat*. 2011;10(6):523–531.
21. Whitehead A. *Meta-Analysis of Controlled Clinical Trials*. Chichester, West Sussex, England: John Wiley and Sons Ltd; 2002.
22. Bucher HC, Guyatt GH, Griffith LE, Walter SD. The results of direct and indirect treatment comparisons in meta-analysis of randomized controlled trials. *J Clin Epidemiol*. 1997;50(6):683–691.
23. Song F, Altman DG, Glenny AM, Deeks JJ. Validity of indirect comparison for estimating efficacy of competing interventions: empirical evidence from published meta-analyses. *BMJ*. 2003;326:472.
24. Mahler DA, D'Urzo A, Bateman ED, et al. Concurrent use of indacaterol plus tiotropium in patients with COPD provides superior bronchodilation compared with tiotropium alone: a randomized, double-blind comparison. *Thorax*. 2012;67(9):781–788.
25. Kinoshita M, Lee S-H, Hang L-W, et al. Efficacy and safety of indacaterol 150 and 300g in Asian COPD patients: a 12-week, placebo controlled study. American Thoracic Society International Conference; May 13–18, 2011; Denver, Colorado. Abstract no A1593.
26. Beier J, Chanez P, Martinot JB, et al. Safety, tolerability and efficacy of indacaterol, a novel once-daily beta(2)-agonist, in patients with COPD: a 28-day randomized, placebo controlled clinical trial. *Pulm Pharmacol Ther*. 2007;20(6):740–749.
27. Study B2354. Reported in Center for Drug Evaluation and Research summary review document for indacaterol; 2011. Available from: [http://www.accessdata.fda.gov/drugsatfda\\_docs/nda/2011/022383Orig1s000TOC.cfm](http://www.accessdata.fda.gov/drugsatfda_docs/nda/2011/022383Orig1s000TOC.cfm). Accessed January 4, 2012.
28. Study B2355. Reported in Center for Drug Evaluation and Research summary review document for indacaterol; 2011. Available from: [http://www.accessdata.fda.gov/drugsatfda\\_docs/nda/2011/022383Orig1s000TOC.cfm](http://www.accessdata.fda.gov/drugsatfda_docs/nda/2011/022383Orig1s000TOC.cfm). Accessed January 4, 2012.
29. Donohue JF, Fogarty C, Lotvall J, et al. Once-daily bronchodilators for chronic obstructive pulmonary disease: indacaterol versus tiotropium. *Am J Respir Crit Care Med*. 2010;182(2):155–162.
30. Feldman G, Siler T, Prasad N, et al; INLIGHT 1 study group. Efficacy and safety of indacaterol 150 microg. once-daily in COPD: a double-blind, randomized, 12-week study. *BMC Pulm Med*. 2010;10:11.
31. Kornmann O, Dahl R, Centanni S, et al. Once-daily indacaterol versus twice-daily salmeterol for COPD: a placebo-controlled comparison. *Eur Respir J*. 2011;37(2):273–279.

32. Korn S, Kerwin E, Atis S, Amos C, Owen R, Lassen C. Indacaterol once-daily provides superior efficacy to salmeterol twice-daily in COPD: a 12-week study. *Respir Med*. 2011;105(5):719–726.
33. Buhl R, Dunn LJ, Disdier C, et al. INTENSITY study investigators. Blinded 12-week comparison of once-daily indacaterol and tiotropium in COPD. *Eur Respir J*. 2011;38(4):797–803.
34. Dahl R, Chung KF, Buhl R, et al. Efficacy of a new once-daily long-acting inhaled beta2-agonist indacaterol versus twice-daily formoterol in COPD. *Thorax*. 2010;65(6):473–479.
35. Moher D, Liberati A, Tetzlaff J, Altman DG, The PRISMA Group. Preferred reporting items for systematic reviews and meta-analyses: The PRISMA statement. *PLoS Med*. 2009;6(6):e1000097.
36. Cope S, Capkun-Niggli G, Gale R, et al. Efficacy of once-daily indacaterol relative to alternative bronchodilators in COPD: a patient-level mixed treatment comparison. *Value Health*. 2012;15(3):524–533.
37. Global Initiative for Chronic Obstructive Lung Disease. *Global Strategy for the Diagnosis, Management and Prevention of COPD, Revised 2011*. Available from: [http://www.goldcopd.org/uploads/users/files/GOLD\\_Report\\_2011\\_Feb21.pdf](http://www.goldcopd.org/uploads/users/files/GOLD_Report_2011_Feb21.pdf). Accessed March 28, 2013.
38. Renard D, Looby M, Kramer B, Lawrence D, Morris D, Stanski DR. Characterization of the bronchodilatory dose response to indacaterol in patients with chronic obstructive pulmonary disease using model based approaches. *Respir Res*. 2011;12:54.
39. Bleecker ER, Siler T, Owen R, Kramer B. Bronchodilator efficacy and safety of indacaterol 150 µg once daily in patients with COPD: an analysis of pooled data. *Int J Chron Obstruct Pulmon Dis*. 2011;6:431–438.
40. Cope S, Capkun-Niggli G, Gale R, Jardim J, Jansen JP. Comparative efficacy of indacaterol 150 µg and 300 µg versus fixed-dose combinations of formoterol + budesonide or salmeterol + fluticasone for the treatment of chronic obstructive pulmonary disease – a network meta-analysis. *Int J Chron Obstruct Pulmon Dis*. 2011;6:329–344.
41. Cope S, Zhang J, Williams J, Jansen JP. Efficacy of once-daily indacaterol 75 µg relative to alternative bronchodilators in COPD: A study level and a patient level network meta-analysis. *BMC Pulm Med*. 2012;12:29.

## International Journal of COPD

### Publish your work in this journal

The International Journal of COPD is an international, peer-reviewed journal of therapeutics and pharmacology focusing on concise rapid reporting of clinical studies and reviews in COPD. Special focus is given to the pathophysiological processes underlying the disease, intervention programs, patient focused education, and self management protocols.

Submit your manuscript here: <http://www.dovepress.com/international-journal-of-copd-journal>

Dovepress

This journal is indexed on PubMed Central, MedLine and CAS. The manuscript management system is completely online and includes a very quick and fair peer-review system, which is all easy to use. Visit <http://www.dovepress.com/testimonials.php> to read real quotes from published authors.