

# Pregabalin for the treatment of postoperative pain: results from three controlled trials using different surgical models

Neil K Singla<sup>1</sup>  
Jacques E Chelly<sup>2</sup>  
David R Lionberger<sup>3</sup>  
Joseph Gimbel<sup>4</sup>  
Luis Sanin<sup>5</sup>  
Jonathan Sporn<sup>5</sup>  
Ruoyong Yang<sup>5</sup>  
Raymond Cheung<sup>5</sup>  
Lloyd Knapp<sup>6</sup>  
Bruce Parsons<sup>5</sup>

<sup>1</sup>Lotus Clinical Research, Pasadena, CA, USA; <sup>2</sup>Division of Acute Interventional Perioperative Pain, Department of Anesthesiology, University of Pittsburgh Medical Center, Pittsburgh, PA, USA;

<sup>3</sup>Department of Orthopedic Surgery, Baylor College of Medicine, Houston, TX, USA; <sup>4</sup>Arizona Research Center, Phoenix, AZ, USA; <sup>5</sup>Pfizer Inc., New York, NY, USA; <sup>6</sup>Pfizer Inc., New London, CT, USA

**Purpose:** To evaluate the efficacy and safety of pregabalin (150 or 300 mg/d) as an adjunctive therapy for the treatment of postoperative pain.

**Patients and methods:** This study reports findings from three separate, multicenter, randomized, double-blind, placebo-controlled trials of adjunctive pregabalin for the treatment of postoperative pain. Patients underwent one of three categories of surgical procedures (one procedure per study): elective inguinal hernia repair (post-IHR); elective total knee arthroplasty (post-TKA); or total abdominal hysterectomy (posthysterectomy). The primary endpoint in each trial, mean worst pain over the past 24 hours, was assessed 24 hours post-IHR and posthysterectomy, and 48 hours post-TKA. Patients rated their pain on a scale from 0 to 10, with higher scores indicating greater pain severity.

**Results:** In total, 425 (post-IHR), 307 (post-TKA), and 501 (posthysterectomy) patients were randomized to treatment. There were no statistically significant differences between the pregabalin and placebo groups with respect to the primary endpoint in any of the three trials. The least squares mean difference in worst pain, between 300 mg/d pregabalin and placebo, was  $-0.7$  (95% confidence interval [CI]  $=-1.4, -0.1$ ; Hochberg adjusted  $P=0.067$ ) post-IHR;  $-0.34$  (95% CI  $=-1.07, 0.39$ ;  $P=0.362$ ) post-TKA; and  $-0.2$  (95% CI  $=-0.66, 0.31$ ;  $P=0.471$ ) posthysterectomy.

**Conclusion:** There were no significant differences between pregabalin and placebo with respect to the primary pain intensity measure in each of the three clinical trials. These studies encompass a large dataset (1,233 patients in total), and their results should be considered when assessing pregabalin's effectiveness in postoperative pain. Further studies are required to determine the potential pain-reducing benefit of pregabalin in the postoperative setting.

**Keywords:** arthroplasty, herniorrhaphy, hysterectomy, postoperative pain, pregabalin

## Introduction

Pregabalin is an  $\alpha_2\delta$  ligand that modulates the activity of voltage-gated calcium channels. In the US, pregabalin is indicated for the treatment of neuropathic pain associated with diabetic peripheral neuropathy, with spinal cord injury, postherpetic neuralgia, fibromyalgia, and as an adjunctive therapy for adult patients with partial onset seizures.<sup>1</sup> In the European Union, pregabalin is indicated for peripheral and central neuropathic pain, epilepsy, and generalized anxiety disorder.<sup>2</sup>

There are several positive reports for  $\alpha_2\delta$  compounds, including pregabalin, for the management of postoperative pain in a variety of surgical models.<sup>3-9</sup> However, these studies were conducted at single investigational sites and, often, assessed pregabalin in combination with other nonopioid analgesics. Additionally, there have

Correspondence: Neil K Singla  
Huntington Hospital, 100 W California  
Boulevard, Pasadena, CA 91105, USA  
Tel +1 626 397 3507  
Fax +1 626 628 3422  
Email neil@lotuscr.com

been reports of negative outcomes in postoperative trials with pregabalin, and the overall benefit of pregabalin in this setting is unclear.<sup>10–12</sup>

To further examine the safety and efficacy of pregabalin in the postoperative setting, three separate, large, multicenter, randomized, placebo-controlled trials of pregabalin as an adjunctive treatment for postoperative pain were conducted in patients following inguinal hernia repair (post-IHR), following total knee arthroplasty (post-TKA), or following hysterectomy (posthysterectomy). Here we report, for the first time, findings from these three trials.

Although the primary endpoint in each of these trials was not met, results from each trial are reported herein in order to contribute to a more balanced, evidence-based assessment of the efficacy of pregabalin for the treatment of postoperative pain.

## Patients and methods

Each of the three trials was a multicenter, randomized, double-blind, placebo-controlled study. All protocols adhered to the International Conference on Harmonization Good Clinical Practice Guidelines and were reviewed and approved by Institutional Review Boards at participating sites. All patients provided written informed consent prior to participation.

In all three trials, investigators used the sponsor's interactive response technology system (via phone or Internet) to screen, randomize, and assign treatment to patients in a double-blinded manner. Pregabalin and placebo were administered as gray capsules identical in appearance. Patients were assigned a subject identification number at screening and a separate number at randomization to identify which treatment was to be received.

## Post-IHR trial

### Patients

The post-IHR trial was conducted at 34 sites in Australia, Canada, India, Spain, Sweden, and the US between January 2008 and September 2009 (NCT00551135). Patients were males aged 18–75 years undergoing primary, elective, open, unilateral inguinal herniorrhaphy using Lichtenstein mesh repair under general anesthesia. Patients with emergency surgery, hernia incarceration, and those undergoing additional procedures at the time of the total inguinal herniorrhaphy were excluded.

### Treatment

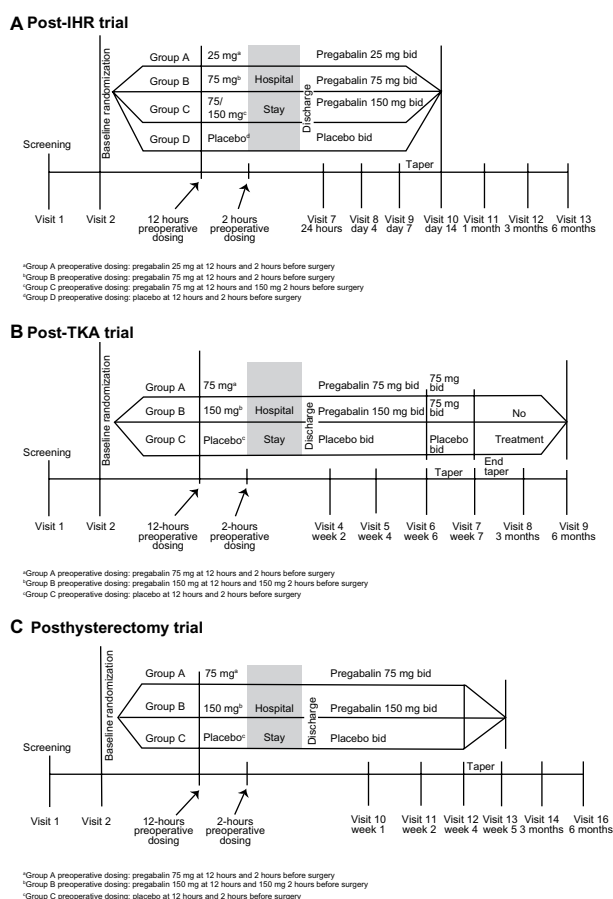
Patients were randomized via a computer-generated 1:1:1:1 ratio to one of four arms: oral pregabalin 50 mg/d (25 mg

twice daily [bid]), 150 mg/d (75 mg bid), or 300 mg/d (150 mg bid); or placebo (bid). Patients received two preoperative treatment doses at 12 hours and 2 hours before surgery and continued treatment (bid dosing) for 1 week post-IHR (Figure 1). Details of rescue medications allowed are shown in Table 1.

## Efficacy outcome measures

The primary efficacy measure was mean worst pain over the past 24 hours, assessed 24 hours post-IHR. Patients rated their pain using the modified Brief Pain Inventory-short form (mBPI-sf) numeric rating scale (NRS) from 0= no pain to 10= pain as bad as you can imagine.

Secondary measures of pain included worst, average, and current pain intensity assessed 72 hours post-IHR and severity of movement-induced pain (sitting, walking, or coughing) assessed at 1, 2, and 48 hours post-IHR. Continued pain in the area of surgery was assessed by telephone at 1, 3, and 6 months post-IHR. Patients who reported continued



**Figure 1** Design of the three clinical trials.

**Abbreviations:** bid, twice daily; IHR, inguinal hernia repair; TKA, total knee arthroplasty.

**Table I** Details of permitted preoperative, intraoperative, and postoperative anesthesia and analgesia techniques

	Preoperative	Intraoperative	Postoperative
Post-IHR	Premedication immediately prior to surgery included midazolam or temazepam, as needed. Patients could receive propofol for induction and sevoflurane, isoflurane, or desflurane.	Intraoperative analgesia was managed with fentanyl or sufentanil, as needed. Muscle relaxants were allowed during the surgical procedure.	Local infiltration of the surgical site at the end of surgery was specified as 20–30 mL (beneath external oblique fascia) of 0.5% bupivacaine. Standard analgesic medication consisted of 500 mg naproxen (bid) for 3 days and then as needed. If inadequate, a combination of 50 mg tramadol and 500–650 mg acetaminophen was administered every 4 hours, as needed. If still inadequate, 5 mg oxycodone and 500–650 mg acetaminophen was administered every 4 hours, as needed.
Post-TKA	Sedation with midazolam (0.05 mg/kg titrated to effect) or propofol (25–75 µg/kg/h) infusion. Use of PCA/PCEA to maintain pain at rest at ≤4 on the 11-point NRS.	Sedation with midazolam (0.05 mg/kg titrated to effect) or propofol (25–75 µg/kg/h) infusion. Anesthesia during the TKA was provided by epidural, spinal, or combined spinal/epidural analgesia with local anesthetic and hydromorphone or fentanyl.	Use of peripheral nerve block was allowed for the first 36 hours postsurgery. Patients then switched to oral analgesia 5 mg hydrocodone bitartrate/500 mg acetaminophen tablets every 4–6 hours as needed; or oxycodone/acetaminophen (up to the maximum dose) and/or intravenous opioid PCA (morphine, hydromorphone, fentanyl) depending on the site's standard care. PCA/PCEA was used to maintain pain at rest at ≤4 on the 11-point NRS. After discontinuation of the epidural, oral warfarin, or low molecular weight heparin was used to avoid deep venous thrombosis prophylaxis.
Posthysterectomy	General anesthesia	Supplemental analgesia medication consisted of parenteral morphine (or similar opioid agent) by PCA pump, which was available immediately after surgery. For analgesia during the period before PCA was started, opioid analgesic was given by bolus injections.	Parenteral morphine (or similar opioid analgesic agent) was administered by PCA, as soon as possible postsurgery. Opioid analgesics were also administered by bolus injection, if required. If insufficient, additional opioid analgesia was administered by bolus injection. If opioid analgesia was inadequate or not well tolerated during the period when PCA was used, NSAID (naproxen, ibuprofen, diclofenac, ketorolac, or ketoprofen) and/or acetaminophen was added or substituted as appropriate.

**Abbreviations:** bid, twice daily; IHR, inguinal hernia repair; NRS, numerical rated scale; NSAID, nonsteroidal anti-inflammatory drug; PCA, patient-controlled analgesia; PCEA, patient-controlled epidural analgesia; TKA, total knee arthroplasty.

pain were asked to complete the Neuropathic Pain Symptom Inventory (NSPI) questionnaire.<sup>13</sup>

The total cumulative dose and total daily dose of opioids, calculated as mg of oral morphine equivalent, were determined and included post-IHR opioids administered by any route.

### Safety measures

Adverse events (AEs), safety, tolerability, and prespecified wound complications were evaluated and monitored throughout the trial.

### Statistical analysis

A sample size of 100 patients per group was calculated to provide 90% power (two-sided  $\alpha=0.05$ ) to detect a treatment effect of 1.0 on the pain NRS, assuming a standard deviation (SD) of 2.2. Efficacy analyses were carried out in the modified intent-to-treat population, defined as all randomized patients who were administered presurgery medications, had no surgical or anesthetic complications, and for whom at least one postbaseline safety evaluation was obtained. The primary endpoint analyses were conducted using analysis of variance

with treatment and center included in the models and utilized Hochberg's multiple comparisons adjustment.

Safety analyses were conducted on all randomized patients who received at least one dose of study medication using descriptive statistics.

## Post-TKA trial

### Patients

The post-TKA trial was conducted at 24 sites in the US between May 2007 and December 2008 (NCT00442546). Patients were males and females aged 18–80 years with osteoarthritis undergoing elective TKA. Patients undergoing revision, unicompartmental, or bilateral TKA, or who had a planned second TKA at the time of the elective TKA procedure were excluded. Choice of anesthesia (spinal or epidural anesthesia) was determined by the individual standard of care at each center.

### Treatment

Patients were randomized via a computer-generated 1:1:1 ratio to one of three arms: oral pregabalin 150 mg/d

(75 mg bid) or 300 mg/d (150 mg bid), or placebo (bid). Patients received two preoperative treatment doses at 12 hours and 2 hours before surgery and continued treatment (bid dosing) for 6 weeks post-TKA (Figure 1). Details of rescue medications allowed are shown in Table 1.

### Efficacy outcome measures

The primary efficacy measure was mean worst pain over the past 24 hours, assessed 48 hours post-TKA using the pain NRS from the mBPI-sf.

Secondary measures of pain included worst, average, and current pain intensity assessed 72 hours post-TKA. Passive and active flexion range of motion (ROM) of the operated knee were measured at baseline, and at weeks 2, 4, and 6 (or early termination) post-TKA. Continued pain in the area of surgery was assessed by telephone at 3 and 6 months post-TKA.

The total cumulative dose and total daily dose of opioids, calculated as mg of oral morphine equivalent, were determined and included post-TKA opioids administered by any route.

### Safety measures

AEs, safety, tolerability, and prespecified wound complications were evaluated and monitored throughout the trial.

### Statistical analysis

A sample size of 100 patients per group was calculated to provide 90% power (two-sided  $\alpha=0.05$ ) to detect a treatment effect of 1.0 on the pain NRS, assuming a standard deviation (SD) of 2.2. Efficacy analyses were carried out in the modified intent-to-treat population, defined as all randomized patients who were administered presurgery medications, had no surgical or anesthetic complications, and for whom at least one post-baseline safety evaluation was obtained. The primary endpoint analyses were conducted using analysis of variance with treatment and center included in the models. As a result of prespecified interim analyses, the trial was terminated early owing to the primary outcome measure (mean pain over the previous 24 hours, assessed 48 hours post-TKA) not being significantly improved with pregabalin as compared with placebo.

Safety analyses were conducted on all randomized patients who received at least one dose of study medication using descriptive statistics.

## Posthysterectomy trial

### Patients

The posthysterectomy trial was conducted at 37 sites in Canada, the Czech Republic, Hong Kong, South Africa,

Spain, Sweden, Thailand, the UK, and the US between June 2007 and October 2010 (NCT00468845). Patients were females aged 25–70 years undergoing elective abdominal hysterectomy using a transverse incision with or without bilateral salpingo-oophorectomy under general anesthesia. Patients having vaginal hysterectomy or additional procedures to the abdominal hysterectomy (such as those involving the bladder) were excluded. Use of wound infiltration using local anesthetics was not controlled across the study centers.

### Treatment

Patients in the posthysterectomy trial were randomized via a computer-generated 1:1:1 ratio to one of three arms: oral pregabalin 150 mg/d (75 mg bid) or 300 mg/d (150 mg bid), or placebo (bid). Patients received two preoperative treatment doses at 12 hours and 2 hours before surgery and continued treatment (bid dosing) for 4 weeks postsurgery (Figure 1). Details of rescue medications allowed are shown in Table 1.

### Efficacy outcome measures

The primary efficacy measure was mean worst pain over the past 24 hours, assessed 24 hours posthysterectomy using the pain NRS from the mBPI-sf.

Secondary measures of pain included worst and current pain intensity assessed 72 hours posthysterectomy and severity of movement-related pain (sitting and forced expiration) assessed up to 72 hours postsurgery. Continued pain in the area of surgery was assessed by telephone at 3 and 6 months posthysterectomy.

The total cumulative dose and total daily dose of opioids, calculated as mg of oral morphine equivalent, were determined and included post-TKA opioids administered by any route.

### Safety measures

AEs, safety, tolerability, and prespecified wound complications were evaluated and monitored throughout the trial.

### Statistical analysis

A sample size of 100 patients per group was calculated to provide 90% power (two-sided  $\alpha=0.05$ ) to detect a treatment effect of 1.0 on the pain NRS, assuming a standard deviation (SD) of 2.2. Efficacy analyses were carried out in the modified intent-to-treat population, defined as all randomized patients who were administered presurgery medications, had no surgical or anesthetic complications,

and for whom at least one postbaseline safety evaluation was obtained. The primary endpoint analyses were conducted using analysis of variance with treatment and center included in the models and a salpingo-oophorectomy stratification of the data. In addition, a weighted *z*-score test<sup>14</sup> was used to compare the pregabalin and placebo groups for the primary efficacy endpoint, using the following weights: square root (137/300) for prior-to-interim data and square root (163/300) for postinterim data.

Safety analyses were conducted on all randomized patients who received at least one dose of study medication using descriptive statistics.

## Results

### Post-IHR trial

#### Patients

In total, 425 patients were randomized to treatment, and approximately 96% of these patients completed treatment (Figure 2). Patient demographics were similar between treatment groups (Table 2).

#### Primary endpoint

There was no difference between pregabalin and placebo treatment groups with respect to the primary endpoint of mean worst pain score over the past 24 hours, assessed at 24 hours post-IHR. The least squares mean difference

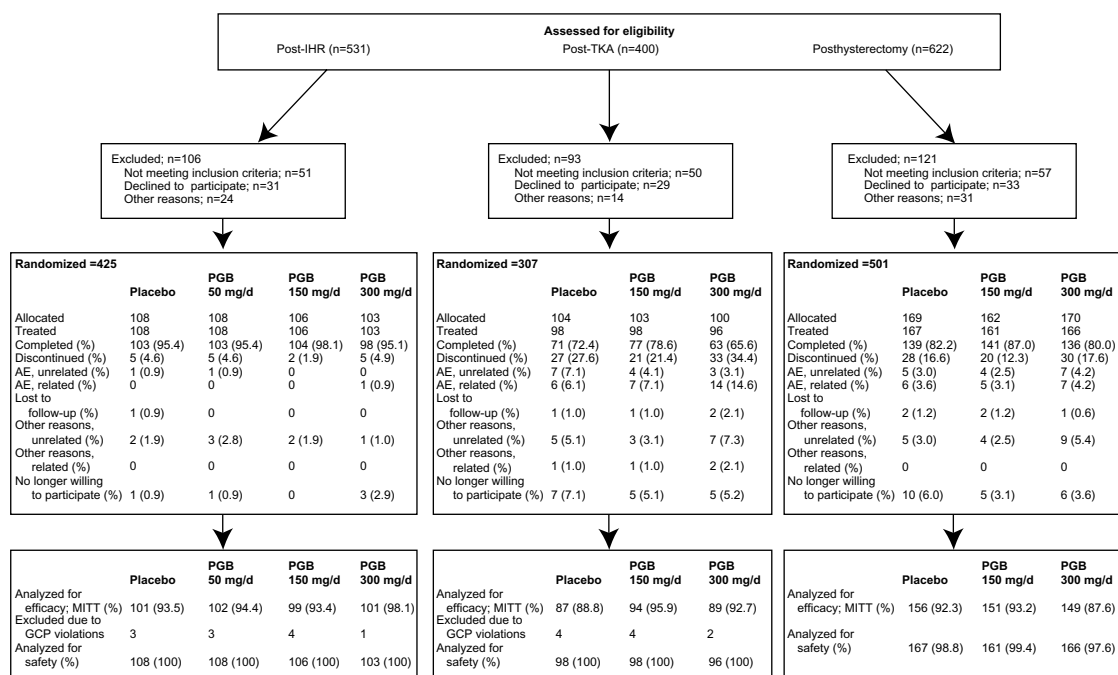
between 300 mg/d pregabalin and placebo was  $-0.7$  (95% confidence interval [CI]  $=-1.4, -0.1$ ;  $P=0.033$ ; Hochberg adjusted  $P=0.067$ ).

### Secondary endpoints

#### Pain

There was no difference between the pregabalin and placebo treatment groups for any measure of pain intensity (worst pain, average pain, current pain) at 72 hours post-IHR (Table 3). Continued pain in the area of surgery at 1 month post-IHR was reported by 20, 24, and 19 patients in the 50, 150, and 300 mg/d pregabalin groups, respectively, versus 26 patients in the placebo group. Patients who reported continued pain were asked to complete the NSPI.<sup>13</sup> Mean (SD) total NSPI scores were similar between the pregabalin groups (50 mg/d  $=0.03$  [0.03]; 150 mg/d  $=0.03$  [0.05]; 300 mg/d  $=0.05$  [0.04]) and the placebo group (0.04 [0.04]). Fewer patients reported continued pain at 3 months post-IHR, and by 6 months post-IHR, only 1 participant in each of the pregabalin groups reported continued pain compared with 0 in the placebo group.

Patients reported less movement-related pain (caused by sitting, walking, or coughing) at 1 hour post-IHR with 300 mg/d pregabalin, but not with 50 or 150 mg/d pregabalin, compared with placebo (Figure 3). Most movement-related pain outcomes at 2 and 48 hours post-IHR were not



**Figure 2** Participant disposition.

**Abbreviations:** AE, adverse event; GCP, good clinical practice; IHR, inguinal hernia repair; MITT, modified intent-to-treat population; PGB, pregabalin; TKA, total knee arthroplasty.

Table 2 Participant demographics

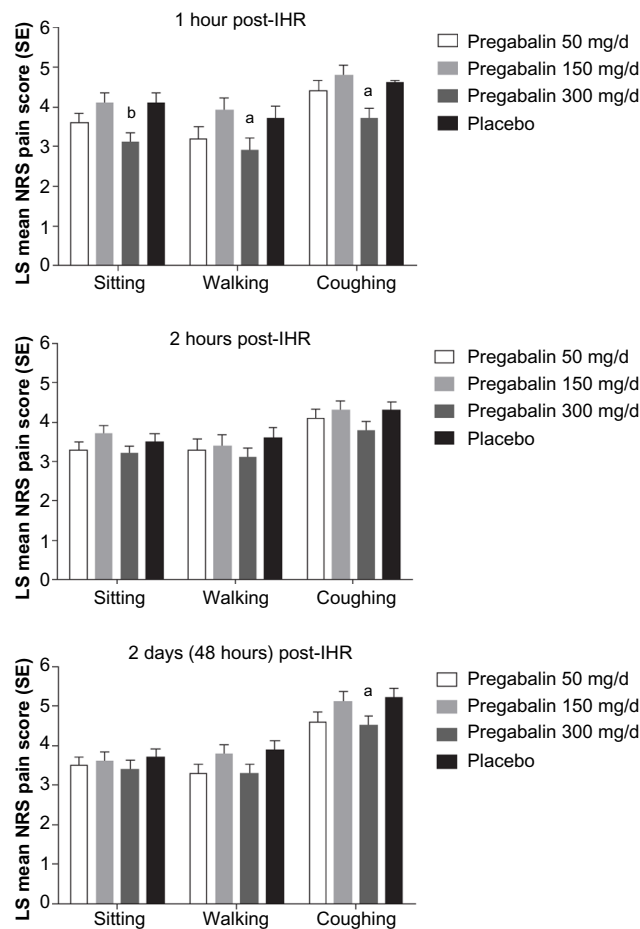
	Post-IHR			Post-TKA			Posthysterectomy		
	Pregabalin			Placebo			Pregabalin		
	50 mg/d	150 mg/d	300 mg/d	50 mg/d	150 mg/d	300 mg/d	150 mg/d	300 mg/d	Placebo
Mean age, years (SD)	n=108 48.4 (13.7)	n=106 48.8 (13.6)	n=103 48.4 (13.8)	n=108 47.2 (14.5)	n=98 63.0 (8.5)	n=96 63.7 (8.3)	n=98 63.3 (9.5)	n=166 44.6 (6.0)	n=167 44.4 (6.7)
Sex, n= female (%)	0	0	0	0	60 (61.2)	61 (63.5)	54 (55.1)	161 (100)	167 (100)
Race, n (%)									
White	82 (75.9)	89 (84.0)	85 (82.5)	84 (77.8)	83 (84.7)	81 (84.4)	81 (82.7)	112 (69.6)	109 (65.3)
Black	6 (5.6)	2 (1.9)	6 (5.8)	6 (5.6)	11 (11.2)	12 (12.5)	14 (14.3)	17 (10.6)	22 (13.2)
Asian	13 (12.0)	7 (6.6)	9 (8.7)	13 (12.0)	–	–	–	25 (15.5)	29 (17.4)
Other	7 (6.5)	8 (7.5)	3 (2.9)	5 (4.6)	4 (4.1)	3 (3.1)	3 (3.1)	7 (4.3)	7 (4.2)
BMI (kg/m <sup>2</sup> ), mean (SD)	25.7 (4.0)	26.4 (4.0)	25.8 (3.4)	25.9 (3.7)	32.1 (6.3)	32.3 (5.7)	33.2 (6.4)	27.6 (5.7)	27.4 (6.2)

Abbreviations: IHR, inguinal hernia repair; SD, standard deviation; TKA, total knee arthroplasty; BMI, body mass index.

Table 3 Measures of pain 72 hours postsurgery

	Post-IHR			Post-TKA			Posthysterectomy		
	Pregabalin			Placebo			Pregabalin		
	50 mg/d	150 mg/d	300 mg/d	50 mg/d	150 mg/d	300 mg/d	150 mg/d	300 mg/d	Placebo
<b>Worst pain</b>	n=102	n=98	n=98	n=101	n=56	n=52	n=55	n=147	n=146
LS mean (SE)	4.2 (0.24)	4.3 (0.25)	3.9 (0.24)	4.2 (0.24)	6.32 (0.33)	5.98 (0.35)	5.96 (0.34)	5.0 (0.21)	5.0 (0.22)
Difference vs placebo	0.0 (0.33)	0.1 (0.33)	–0.3 (0.33)	0.1 (0.33)	0.36 (0.45)	0.01 (0.46)	–0.1 (0.28)	–0.1 (0.28)	–0.1 (0.28)
95% CI	–0.7, 0.6	–0.6, 0.7	–0.9, 0.4	–0.54, 0.4	–0.54, 1.25	–0.90, 0.92	–0.54, 0.5	–0.6, 0.5	–0.6, 0.5
P-value	0.880	0.774	0.409	0.431	0.431	0.978	0.827	0.858	0.858
<b>Average pain</b>	n=102	n=98	n=98	n=101	n=56	n=51	n=55	–	–
LS mean (SE)	2.5 (0.18)	2.5 (0.18)	2.4 (0.18)	2.5 (0.18)	4.28 (0.28)	3.74 (0.30)	4.19 (0.29)	–	–
Difference vs placebo	0.0 (0.24)	0.0 (0.24)	–0.1 (2.4)	0.09 (0.38)	0.09 (0.38)	–0.45 (0.39)	–	–	–
95% CI	–0.4, 0.5	–0.5, 0.5	–0.6, 0.4	–0.66, 0.85	–0.66, 0.85	–1.22, 0.33	–	–	–
P-value	0.858	0.968	0.710	0.806	0.806	0.26	–	–	–
<b>Current pain</b>	n=102	n=99	n=101	n=101	n=51	n=45	n=45	n=89	n=75
LS mean (SE)	2.5 (0.19)	2.7 (0.19)	2.2 (0.19)	2.3 (0.19)	3.97 (0.34)	3.27 (0.38)	3.83 (0.39)	2.15 (0.21)	1.79 (0.19)
Difference vs placebo	0.2 (0.25)	0.4 (0.25)	0.0 (0.25)	0.15 (0.48)	0.15 (0.48)	–0.56 (0.48)	–0.19 (0.28)	–0.55 (0.27)	–0.55 (0.27)
95% CI	–0.2, 0.7	–0.1, 0.9	–0.5, 0.5	–0.80, 1.09	–0.80, 1.09	–1.51, 0.40	–0.73, 0.35	–1.08, –0.02	–1.08, –0.02
P-value	0.327	0.089	0.932	0.760	0.760	0.251	0.486	0.043	0.043

Abbreviations: CI, confidence interval; IHR, inguinal hernia repair; LS, least squares; SE, standard error; TKA, total knee arthroplasty.



**Figure 3** Movement-related pain (numerical rated scale) at 1 hour, 2 hours, and 2 days post-IHR.

**Notes:** \**P*-value vs placebo <0.05; <sup>b</sup>*P*-value vs placebo <0.01. Data for 3 hours and Day 4, 5, 6, 7 postsurgery and at end of treatment not shown (all endpoints not significant).

**Abbreviations:** IHR, inguinal hernia repair; LS, least squares; NRS, numerical rated scale; SE, standard error.

significantly different with pregabalin, including 300 mg/d, compared with placebo.

### Opioid use

The total cumulative opioid requirement at 24 hours post-IHR was decreased by 41% (*P*=0.035) and by 59% (*P*=0.002) in patients receiving 150 and 300 mg/d pregabalin, respectively, compared with placebo (Table 4). Cumulative opioid use was lower for the pregabalin 300 mg/d group compared with placebo for each of the first 7 days post-IHR (all *P*<0.05).

### Adverse events

Treatment-emergent AEs (all-causality) occurring in ≥10% of any treatment group are summarized in Table 5. The most frequently reported AEs across all treatment groups were constipation, nausea, fatigue, dizziness, and somnolence. The majority of all AEs were mild to moderate in intensity.

**Table 4** Cumulative total amount of opioids (oral morphine equivalents [mg])

	Post-IHR				Post-TKA				Posthysterectomy			
	Pregabalin		Placebo		Pregabalin		Placebo		Pregabalin		Placebo	
	50 mg/day	150 mg/d	300 mg/d		150 mg/d	300 mg/d	150 mg/d	300 mg/d	150 mg/d	300 mg/d	150 mg/d	300 mg/d
<b>24 hours</b>	n=102	n=99	n=101	n=101	n=85	n=86	n=84	n=84	n=150	n=147	n=153	n=147
LS mean (SE)	10.3 (2.3)	9.4 (2.3)	6.6 (2.3)	16.0 (2.3)	151.8 (14.2)	152.3 (14.3)	167.9 (14.6)	167.9 (14.6)	113.4 (7.1)	111.3 (7.2)	124.4 (7.2)	111.3 (7.2)
Difference vs placebo	-5.7 (3.1)	-6.6 (3.1)	-9.5 (3.1)		-16.1 (19.4)	-15.5 (19.4)			-11.1 (9.4)	-13.2 (9.5)		
95% CI	-11.8, 0.3	-12.7, -0.5	-15.5, -3.4		-54.3, 22.2	-53.7, 22.7			-29.6, 7.5	-31.8, 5.5		
<i>P</i> -value	0.063	0.035	0.002		0.409	0.423			0.241	0.165		
<b>48 hours</b>	n=102	n=99	n=101	n=101	n=82	n=81	n=83	n=83	n=150	n=147	n=151	n=147
LS mean (SE)	13.2 (2.8)	14.1 (2.8)	9.7 (2.8)	19.8 (2.8)	86.4 (12.1)	93.9 (12.3)	122.8 (12.3)	122.8 (12.3)	148.7 (9.2)	145.0 (9.4)	168.3 (9.4)	145.0 (9.4)
Difference vs placebo	-6.6 (3.7)	-5.7 (3.8)	-10.1 (3.8)		-36.4 (16.5)	-29.0 (16.6)			-19.6 (12.3)	-23.4 (12.4)		
95% CI	-14.0, 0.7	-13.1, 1.7	-17.4, -2.7		-69.0, -3.9	-61.6, 3.7			-43.8, 4.5	-47.7, 1.0		
<i>P</i> -value	0.077	0.132	0.008		0.028	0.082			0.111	0.060		
<b>Week 1/discharge<sup>a</sup></b>	n=99	n=99	n=97	n=100	n=84	n=85	n=81	n=81	n=147	n=143	n=144	n=143
LS mean (SE)	15.9 (4.3)	22.2 (4.3)	16.2 (4.3)	28.2 (4.3)	36.2 (5.5)	48.4 (5.5)	39.4 (5.7)	39.4 (5.7)	164.28 (11.16)	167.01 (11.41)	195.32 (11.57)	167.01 (11.41)
Difference vs placebo	-12.3 (5.8)	-5.9 (5.8)	-12.0 (5.8)		-3.23 (7.5)	9.04 (7.5)			-31.04 (15.05)	-28.3 (15.14)		
95% CI	-23.7, -0.9	-17.3, 5.5	-23.5, -0.5		-18.1, 11.6	-5.8, 23.8			-60.63, -1.45	-58.09, 1.46		
<i>P</i> -value	0.035	0.309	0.041		0.669	0.230			0.040	0.062		

**Note:** <sup>a</sup>Week 1 for post-IHR at discharge for post-TKA and posthysterectomy.

**Abbreviations:** CI, confidence interval; IHR, inguinal hernia repair; LS, least squares; SE, standard error; TKA, total knee arthroplasty.

**Table 5** Most common treatment-emergent adverse events (n [%], all-causality) in any treatment group in any trial

Events occurring in ≥10% of any treatment group	Post-IHR			Post-TKA			Posthysterectomy		
	Pregabalin			Pregabalin			Pregabalin		
	50 mg/d	150 mg/d	300 mg/d	150 mg/d	300 mg/d	300 mg/d	150 mg/d	300 mg/d	Placebo
Constipation	n=108 21 (19.4)	n=106 22 (20.8)	n=103 27 (26.2)	n=98 24 (24.5)	n=96 12 (12.5)	n=98 24 (24.5)	n=161 46 (28.6)	n=166 49 (29.5)	n=167 46 (27.5)
Nausea	21 (19.4)	18 (17.0)	14 (13.6)	29 (29.6)	31 (32.3)	29 (29.6)	67 (41.6)	60 (36.1)	76 (45.5)
Fatigue	24 (22.2)	18 (17.0)	23 (22.3)	20 (20.4)	15 (15.6)	20 (20.4)	38 (23.6)	46 (27.7)	34 (20.4)
Dizziness	15 (13.9)	20 (18.9)	29 (28.2)	20 (20.4)	25 (26.0)	20 (20.4)	51 (31.7)	52 (31.3)	37 (22.2)
Somnolence	24 (22.2)	25 (23.6)	25 (24.3)	24 (24.5)	22 (22.9)	24 (24.5)	39 (24.2)	39 (23.5)	36 (21.6)
Headache	5 (4.6)	3 (2.8)	1 (1.0)	7 (7.1)	3 (3.1)	7 (7.1)	27 (16.8)	23 (13.9)	19 (11.4)
Vomiting	2 (1.9)	7 (6.6)	1 (1.0)	14 (14.3)	15 (15.6)	14 (14.3)	33 (20.5)	20 (12.0)	30 (18.0)
Pyrexia	1 (0.9)	0 (0)	1 (1.0)	14 (14.3)	16 (16.7)	14 (14.3)	32 (19.9)	29 (17.5)	25 (15.0)
Insomnia	1 (0.9)	0 (0)	3 (2.9)	8 (8.2)	12 (12.5)	8 (8.2)	9 (5.6)	9 (5.4)	10 (6.0)
Pruritus	9 (8.3)	7 (6.6)	4 (3.9)	15 (15.3)	12 (12.5)	15 (15.3)	27 (16.8)	22 (13.3)	26 (15.6)
Hypotension	7 (6.5)	3 (2.8)	4 (3.9)	13 (13.3)	12 (12.5)	13 (13.3)	2 (1.2)	3 (1.8)	1 (0.6)
Disturbance in attention	11 (10.2)	11 (10.4)	15 (14.6)	10 (10.2)	11 (11.5)	10 (10.2)	24 (14.9)	30 (18.1)	23 (13.8)
Dysuria	10 (9.3)	6 (5.7)	10 (9.7)	5 (5.1)	4 (4.2)	5 (5.1)	14 (8.7)	22 (13.3)	17 (10.2)
Confusional state	6 (5.6)	3 (2.8)	8 (7.8)	9 (9.2)	10 (10.4)	9 (9.2)	12 (7.5)	12 (7.2)	9 (5.4)
Peripheral edema	0 (0)	0 (0)	0 (0)	8 (8.2)	9 (9.4)	8 (8.2)	4 (2.5)	1 (0.6)	1 (0.6)

**Abbreviations:** IHR, inguinal hernia repair; TKA, total knee arthroplasty.

## Post-TKA trial

### Patients

In total, 307 patients were randomized to treatment, and approximately 69% of these patients completed treatment (Figure 2). Patient demographics were similar between treatment groups (Table 2).

### Primary endpoint

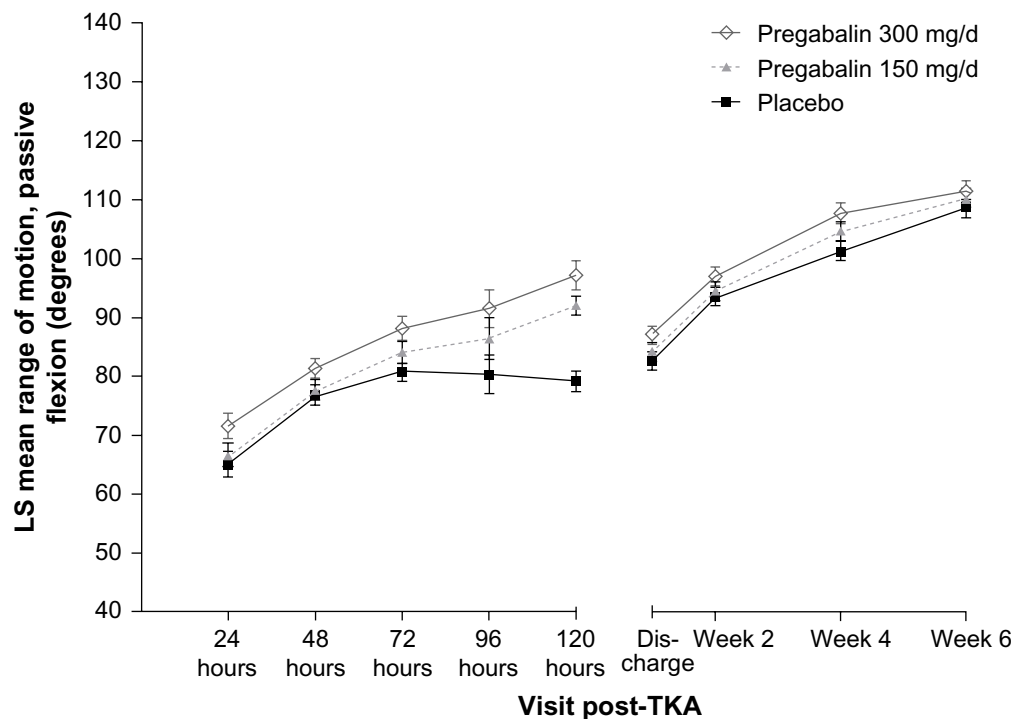
There was no difference between the pregabalin and placebo treatment groups with respect to the primary endpoint of mean worst pain score over the past 24 hours, assessed at 48 hours post-TKA. The least squares mean difference between 300 mg/d pregabalin and placebo was  $-0.34$  (95% CI  $= -1.07, 0.39$ ;  $P=0.362$ ).

### Secondary endpoints

#### Pain

There was no difference between the pregabalin and placebo treatment groups for any measure of pain intensity (worst pain, average pain, current pain) at 72 hours post-TKA (Table 3). The incidence of persistent pain at 3 months (300 mg/d pregabalin = 22/59 [37%]; placebo = 27/61 [44%]) and at 6 months (300 mg/d pregabalin = 15/62 [24%]; placebo = 14/61 [23%]) post-TKA was similar between treatment groups, though only two-thirds of patients in each group were assessed owing to early termination of the trial. The rate of early termination of patients did not differ between groups.

Passive ROM for the operated knee was greater for the 300 mg/d pregabalin group compared with placebo at 24 hours (difference from placebo =  $6.532^\circ$ ;  $P=0.015$ ), 72 hours (difference =  $7.135^\circ$ ;  $P=0.006$ ), 96 hours (difference =  $11.173^\circ$ ;  $P=0.008$ ), and 120 hours (difference =  $17.941^\circ$ ;  $P=0.004$ ; Figure 4) post-TKA. There was also a significant difference from placebo at discharge (difference =  $4.407^\circ$ ;  $P=0.022$ ) and at week 4 post-TKA (difference =  $5.771^\circ$ ;  $P=0.018$ ; Figure 4). Passive ROM at most prespecified time points did not significantly differ between 150 mg/d pregabalin and placebo at most time points. Active ROM (upon flexion) was significantly greater in the 300 mg/d pregabalin group compared with placebo only at week 4 (difference =  $5.32^\circ$ ; 95% CI = 0.20, 10.43;  $P=0.042$ ). At week 6, all treatment groups had least squares (LS) mean ROM  $>90^\circ$  on passive flexion (LS mean standard error [SE]: 150 mg/d pregabalin =  $110.32^\circ$  [1.63]; 300 mg/d pregabalin =  $111.35^\circ$  [1.88]; placebo =  $108.94^\circ$  [1.85]) and on active flexion (LS mean [SE]: 150 mg/d pregabalin =  $105.35^\circ$  [1.85]; 300 mg/d pregabalin =  $106.25^\circ$  [2.14]; placebo =  $103.98^\circ$  [2.05]).



**Figure 4** Passive range of motion of the operated knee post-TKA.

**Notes:** Pregabalin 150 mg/d vs placebo;  $P < 0.05$  at 120 hours post-TKA. Pregabalin 300 mg/d vs placebo;  $P < 0.01$  at 72, 96, and 120 hours post-TKA.  $P < 0.05$  at 24 hours, at discharge, and at Week 4 post-TKA.

**Abbreviations:** LS, least squares; TKA, total knee arthroscopy.

### Opioid use

The cumulative opioid requirement at 48 hours post-TKA was reduced by 30% ( $P = 0.028$ ) and by 25% ( $P = 0.082$ ) for the 150 and 300 mg/d pregabalin groups, respectively, compared with placebo (Table 4).

### Adverse events

Treatment-emergent AEs (all-causality) occurring in  $\geq 10\%$  of any treatment group are summarized in Table 5. The most frequently reported AEs across all treatment groups were constipation, nausea, fatigue, dizziness, somnolence, and vomiting. The majority of all AEs were mild to moderate in intensity.

## Posthysterectomy trial

### Patients

In total, 501 patients were randomized to treatment, and approximately 83% of these patients completed treatment (Figure 2). Patient demographics were similar between treatment groups (Table 2). Overall, 89%, 95%, and 92% of patients were premenopausal in the 150 mg/d pregabalin, 300 mg/d pregabalin, and placebo treatment groups, respectively.

### Primary endpoint

There was no difference between the pregabalin and placebo treatment groups with respect to the primary endpoint of

mean worst pain score over the past 24 hours, assessed at 24 hours posthysterectomy. The least squares mean difference between 300 mg/d pregabalin and placebo was  $-0.2$  (95% CI  $= -0.66, 0.31$ ; weighted  $z$ -score  $= -0.721$ ;  $P = 0.471$ ).

## Secondary endpoints

### Pain

There was no significant difference between the pregabalin and placebo treatment groups for most measures of pain intensity (worst pain, average pain, current pain) at 72 hours posthysterectomy (Table 3). Likewise, there were no significant differences in the incidence of chronic pain at 3 months (300 mg/d pregabalin  $= 22/126$  [18%]; placebo  $= 14/137$  [10%]) or at 6 months (300 mg/d pregabalin  $= 8/126$  [6%]; placebo  $= 6/138$  [4%]) posthysterectomy.

There was no significant difference between the pregabalin and placebo treatment groups in movement-related pain caused by sitting or by forced expiration up to 72 hours posthysterectomy (data not shown).

### Opioid use

The cumulative total opioid requirement, in mg-based morphine equivalents, was significantly lower for 150 mg/d pregabalin compared with placebo at discharge (LS

mean difference = -31.04 [15.05] mg;  $P=0.040$ ), but not for pregabalin 300 mg/d versus placebo (Table 4).

### Adverse events

Treatment-emergent AEs (all-causality) occurring in  $\geq 10\%$  of any treatment group are summarized in Table 5. The most frequently reported AEs across all treatment groups were constipation, nausea, fatigue, dizziness, and somnolence. The majority of all AEs were mild to moderate in intensity.

## Discussion

In each of the three trials presented here, there was no significant difference between pregabalin and placebo with respect to the primary endpoint of mean worst pain after surgery (at 24 hours post-IHR and posthysterectomy, and at 48 hours post-TKA). Many secondary measures of pain also failed to demonstrate efficacy of pregabalin compared with placebo. Minimal improvements over placebo in functional/movement-related pain were evident with 300 mg/d pregabalin in the post-IHR and post-TKA trials. There was also some evidence of an opioid-sparing effect with pregabalin in each trial, which is consistent with findings from a previous meta-analysis of pregabalin trials for the treatment of postoperative pain.<sup>15</sup>

The most frequently reported AEs with pregabalin in all three trials were nausea, dizziness, somnolence, constipation, and fatigue. The majority of AEs were mild to moderate in severity. Some AEs may be related to general and regional anesthesia (eg, dizziness, nausea, and vomiting), although dizziness was reported more frequently in pregabalin patients than in those receiving placebo across all three trials. Overall, the AEs reported here are consistent with those commonly reported in randomized controlled trials of pregabalin for other indications, and no new safety issues were identified.<sup>16</sup>

Previous clinical trials of  $\alpha_2\delta$  ligands for postoperative pain, using surgical models similar to those presented here, have yielded mixed results. For example, a preoperative dose of 1,200 mg gabapentin was shown to reduce pain scores and opioid consumption posthysterectomy.<sup>17</sup> Gabapentin has also been shown to reduce the intensity of acute pain and opioid use following IHR.<sup>18</sup> Pregabalin has also demonstrated some efficacy for the treatment of postoperative pain. For example, perioperative administration of pregabalin, in conjunction with celecoxib, reduced opioid intake and decreased neuropathic pain scores at 3 and 6 months following TKA.<sup>5</sup> Likewise, preoperative administration of 300 mg pregabalin reduced pain scores and opioid consumption following total, or subtotal,

hysterectomy with or without salpingo-oophorectomy.<sup>7</sup> In contrast, however, pre- and perioperative administration of pregabalin in conjunction with either paracetamol, or paracetamol and dexamethasone, did not reduce posthysterectomy pain levels or opioid consumption.<sup>11</sup>

The three studies presented here were each large, controlled, randomized trials with multiple pain-related endpoints. All three studies failed to meet their primary, prespecified efficacy endpoint. However, limitations related to the design of these trials should be taken into consideration. Specifically, the prespecified primary endpoint of worst pain over the past 24 hours may not be the most sensitive measure of postoperative pain. Patients were asked to recall worst pain at a point in time at which their pain may have been at its worst level, or may have receded, and current pain experience may have influenced their recall. Indeed, given the complex nature of the subjective experience of pain, the debate regarding valid and reliable measures of acute pain, particularly in the postoperative setting, is ongoing.<sup>19,20</sup>

Additionally, in all three studies, the anesthetic and postoperative analgesic techniques used at each investigational site were at the discretion of the physician. Table 1 demonstrates the vast variability of preoperative, intraoperative, and postoperative analgesics that each study protocol allowed. Analgesic adjuvants such as nonsteroidal anti-inflammatory drugs and local anesthetics have significant efficacy against postoperative pain<sup>21,22</sup> and may not have been used equally in the pregabalin and placebo groups in the three trials. Likewise, intraoperative anesthetic techniques (especially nerve blocks) can have a significant impact on the postoperative pain experience and may not have been equally distributed between treatment groups. Larger-scale multicenter clinical trials, such as the ones reported here, will inevitably incorporate such variations in surgical technique, anesthetic practice, perioperative pain management, and data collection techniques. Such variations may have acted as confounding factors in the primary efficacy analyses and may have contributed, at least in part, to a lack of treatment effect with pregabalin. It should be noted, however, that the variation present in each of the three studies more accurately represents real-world clinical practice compared with a highly controlled clinical trial that places restrictions on the use of anesthetic/surgical techniques.

## Conclusion

There was no significant difference between pregabalin and placebo with respect to the primary endpoint (worst pain 24/48 hours postsurgery) for any of the surgical models examined.

However, there was suggestive evidence of efficacy for other secondary endpoints, such as pain upon movement in the post-IHR trial and ROM in the post-TKA trial. There was also evidence of a pregabalin-mediated opioid-sparing effect in each trial. Overall, further controlled studies are needed to fully investigate the potential pain-reducing benefit of pregabalin in the postoperative setting.

## Acknowledgments

These studies were sponsored by Pfizer Inc. Editorial/medical writing support was provided by Brenda Meyer and Matt Soulsby, PhDs, of Engage Scientific Solutions and was funded by Pfizer Inc. The authors wish to thank Professor Henrik Kehlet for his time and contributions to the discussions of the post-IHR data, and for his input during the early stages of the development of this manuscript. They would also like to thank the following Principal Investigators at each of the study sites.

### Post-IHR trial

Australia: K Khor; Canada: S Farmer, S Ganapathy, R Truchon; India: R Ardhanari, D Duttaroy, B Kalambe, AK Saxena; Spain: AO Castro, SG del Valle y Manzano, CP Hernandez, C Sancho; Sweden: P Brunkwall, A Gupta, M Hedberg, L Molinder, L Ruthstrom; USA: JA Boskind, JE Chelly, ME Cooper, JD Corbitt Jr, A Doraiswamy, JS Garza, P Glass, RK Jones, MG Kent, HS Minkowitz, MW Morris, WT Nicholson, NK Singla, SK Singla, R Thakur, WC Wood.

### Post-TKA trial

WS Bowen, A Buvanendran, KA Candiotti, WA Cenac, JE Chelly, JS Gimbel, DW Griffin, DR Lionberger, MA McShane, LS Matthews, BD Nicholson, AC Ong, J Parvizi, BD Springer, MB Stachniw, M Urban, DL Williams.

### Posthysterectomy trial

Canada: F Bissonnette, E De Medicis, GS Hawboldt; Czech Republic: R Vlk; Hong Kong: TK Hung Chung, T Brake; South Africa: TJ De Villiers, JCJ Jurgens, D Lakha, JAR Matambo, L Reynders, T Smith; Spain: AO Castro, F Gilsanz Rodriguez, LM Torres, JC Tornero Tornero; Sweden: C Borgfeldt, A Gupta, J Zetterstrom; Thailand: P Chaudakshetrin, S Paiboonworachat, PR Yimyaem; UK: PM Barclay, PJ Dewart, LM MacKinnon Morrison, JP Thompson, PM Tooze-Hobson; USA: LA Arya, KA Candiotti, JE Chelly, JS Gimbel, HB Miller, HS Minkowitz, RL Shields, NK Singla, SK Singla, J Waters.

## Author contributions

Drs N Singla, JE Chelly, DR Lionberger, and J Gimbel participated in the conduct of the study and contributed to data collection for one or more of the clinical trials. They each contributed to the interpretation of the data and were involved in drafting and reviewing the manuscript for intellectual content. Drs L Sanin, J Sporn, R Cheung, and L Knapp participated in the design and conduct of the study, interpretation of the data, and were involved in drafting and reviewing the manuscript for intellectual content. Dr B Parsons participated in the design of the study, interpretation of the data, and was involved in drafting and reviewing the manuscript for intellectual content. Dr R Yang conducted the prespecified and post hoc analyses, and participated in the interpretation of data, writing, and reviewing of the manuscript. All authors discussed the results, commented on the manuscript, reviewed and approved the final version of the manuscript for publication. Drs N Singla and B Parsons take responsibility for the integrity of the work as a whole, from inception to published article.

## Disclosure

N Singla is the Chief Executive Officer of Lotus Clinical Research and serves as a member of the Medical Advisory Board at AcelRx Pharmaceuticals Inc. He has acted as paid consultant to other pharmaceutical companies, including Pfizer Inc. DR Lionberger is an employee of Aesculap Implant Systems and has acted as consultant to Aesculap Implant Systems, King Pharmaceuticals, Salient Technologies, Pfizer Inc., Smith and Nephew, and Alpharma Pharmaceuticals Inc. He holds research grants with Aesculap Implant Systems, Salient Technologies, and Pfizer Inc., and also has patent rights for Zimmer and Aesculap Implant Systems. J Gimbel is a principal investigator of clinical trials with Pfizer Inc., J&J, Celgene, Array BioPharma Inc., Roche, Amgen, Purdue, Lilly, GlaxoSmithKline, Bristol-Myers Squibb, Daiichi Sankyo, and QRxPharma, and has consulting agreements with Pfizer Inc., Array BioPharma Inc, and Adynxx Inc. L Sanin, J Sporn, R Yang, R Cheung, L Knapp, and B Parsons are all employees of Pfizer Inc., own Pfizer stock, and have Pfizer stock options. The authors report no other conflicts of interest in this work.

## References

1. LYRICA [prescribing information]. New York: Pfizer Inc.; 2013.
2. LYRICA capsules [summary of product characteristics]. New York: Pfizer Inc.; 2014. Available from <http://www.medicines.org.uk/emc/medicine/14651/SPC/>. Accessed October 10, 2014.

3. Agarwal A, Gautam S, Gupta D, Agarwal S, Singh PK, Singh U. Evaluation of a single preoperative dose of pregabalin for attenuation of postoperative pain after laparoscopic cholecystectomy. *Br J Anaesth*. 2008;101:700–704.
4. Burke SM, Shorten GD. Perioperative pregabalin improves pain and functional outcomes 3 months after lumbar discectomy. *Anesth Analg*. 2010;110:1180–1185.
5. Buvaendran A, Kroin JS, Della Valle CJ, Kari M, Moric M, Tuman KJ. Perioperative oral pregabalin reduces chronic pain after total knee arthroplasty: a prospective, randomized, controlled trial. *Anesth Analg*. 2010;110:199–207.
6. Hill CM, Balkenohl M, Thomas DW, Walker R, Mathe H, Murray G. Pregabalin in patients with postoperative dental pain. *Eur J Pain*. 2001;5: 119–124.
7. Ittichaikulthol W, Virankabutra T, Kunopart M, Khamhom W, Putarawuthichai P, Rungphet S. Effects of pregabalin on post operative morphine consumption and pain after abdominal hysterectomy with/without salphingo-oophorectomy: a randomized, double-blind trial. *J Med Assoc Thai*. 2009;92:1318–1323.
8. Kim SY, Song JW, Park B, Park S, An YJ, Shim YH. Pregabalin reduces post-operative pain after mastectomy: a double-blind, randomized, placebo-controlled study. *Acta Anaesthesiol Scand*. 2011;55:290–296.
9. Turan A, Karamanlioglu B, Memiş D, et al. Analgesic effects of gabapentin after spinal surgery. *Anesthesiology*. 2004;100:935–938.
10. Mathiesen O, Jacobsen LS, Holm HE, et al. Pregabalin and dexamethasone for postoperative pain control: a randomized controlled study in hip arthroplasty. *Br J Anaesth*. 2008;101:535–541.
11. Mathiesen O, Rasmussen ML, Dierking G, et al. Pregabalin and dexamethasone in combination with paracetamol for postoperative pain control after abdominal hysterectomy. A randomized clinical trial. *Acta Anaesthesiol Scand*. 2009;53:227–235.
12. Paech MJ, Goy R, Chua S, Scott K, Christmas T, Doherty DA. A randomized, placebo-controlled trial of preoperative oral pregabalin for postoperative pain relief after minor gynecological surgery. *Anesth Analg*. 2007;105:1449–1453.
13. Bouhassira D, Attal N, Fermanian J, et al. Development and validation of the Neuropathic Pain Symptom Inventory. *Pain*. 2004;108:248–257.
14. Fisher LD. Self-designing clinical trials. *Stat Med*. 1998;17:1551–1562.
15. Zhang J, Ho KY, Wang Y. Efficacy of pregabalin in acute postoperative pain: a meta-analysis. *Br J Anaesth*. 2011;106:454–462.
16. Zaccara G, Gangemi P, Perucca P, Specchio L. The adverse event profile of pregabalin: a systematic review and meta-analysis of randomized controlled trials. *Epilepsia*. 2011;52:826–836.
17. Turan A, Karamanlioglu B, Memiş D, Usar P, Pamukcu Z, Ture M. The analgesic effects of gabapentin after total abdominal hysterectomy. *Anesth Analg*. 2004;98:1370–1373.
18. Sen H, Sizlan A, Yanarates O, et al. The effects of gabapentin on acute and chronic pain after inguinal herniorrhaphy. *Eur J Anaesthesiol*. 2009;26:772–776.
19. Gilron I, Jensen MP. Clinical trial methodology of pain treatment studies: selection and measurement of self-report primary outcomes for efficacy. *Reg Anesth Pain Med*. 2011;36:374–381.
20. Srikandarajah S, Gilron I. Systematic review of movement-evoked pain versus pain at rest in postsurgical clinical trials and meta-analyses: a fundamental distinction requiring standardized measurement. *Pain*. 2011;152:1734–1739.
21. Moote C. Efficacy of nonsteroidal anti-inflammatory drugs in the management of postoperative pain. *Drugs*. 1992;44(Suppl 5):14–29.
22. Straube S, Derry S, McQuay HJ, Moore RA. Effect of preoperative Cox-II-selective NSAIDs (coxibs) on postoperative outcomes: a systematic review of randomized studies. *Acta Anaesthesiol Scand*. 2005;49:601–613.

## Journal of Pain Research

### Publish your work in this journal

The Journal of Pain Research is an international, peer-reviewed, open access, online journal that welcomes laboratory and clinical findings in the fields of pain research and the prevention and management of pain. Original research, reviews, symposium reports, hypothesis formation and commentaries are all considered for publication.

Submit your manuscript here: <http://www.dovepress.com/journal-of-pain-research-journal>

Dovepress

The manuscript management system is completely online and includes a very quick and fair peer-review system, which is all easy to use. Visit <http://www.dovepress.com/testimonials.php> to read real quotes from published authors.