

N-heterocyclic carbene: computational prediction of a divalent carbon (0) compound

Ankur Kanti Guha

Department of Chemistry, Cotton
College State University, Panbazar,
Guwahati, Assam, India

Abstract: Theoretical evidence of a new five-membered divalent carbon (0) compound has been proposed. Calculations at different levels of density functional theory indicate that this compound is highly stable and a suitable candidate for synthesis. The proposed compound is highly basic and its basicity is almost equal or higher than that of related divalent carbon (0) compounds such as carbodicarbene and carbodiphosphorane.

Keywords: divalent carbon (0), carbodicarbene, carbodiphosphorane

Introduction

The seminal computational prediction of carbodicarbenes, $C(NHC)_2$ (**1**) (Figure 1), a compound with a central C (0) atom stabilized by two *N*-heterocyclic carbene (NHC) ligand by Tonner and Frenking¹ and subsequent synthesis of its benzannulated derivative by Dyker et al,² has opened a new chapter in the knowledge book of carbon compounds.^{3–5} Early on, Ramirez et al synthesized the first carbodiphosphorane (CDP, **2**) – $C(PPh_3)_2$ – in 1961,^{6,7} which was later on structurally characterized by an X-ray analysis in 1978.^{6,7} However, its carbon (0) character was not recognized at that time. It was only in 2006, when Tonner et al made an in-depth electronic structure analysis of this compound and established the carbon (0) character of the central carbon atom of this compound.⁸ Recently, the bonding situation of carbon (0) compounds has received much theoretical attention and believed to take place through donor–acceptor interactions $L \rightarrow C \leftarrow L$.^{9–13} This bonding situation results in the retention of the four valence electrons of carbon as two lone pairs, one of σ symmetry and another of π symmetry.

Hence, the name “carbone” was coined for these types of compounds. Various carbones have now been synthesized and structurally characterized.^{2,14–16}

In continuation of the search for suitable ligands to stabilize divalent carbon (0) compounds, we recently come across an interesting ligand viz, bis(imidazolin-2-iminium) dication (Figure 2A), which has been used to isolate a three-coordinate boron cation with boron–sulfur double bond, Figure 2B for the first time.¹⁷ The use of this ligand in main-group element chemistry^{18–24} and transition metal chemistry^{25–32} has been recently reviewed.³³

The central N–B bond in B is actually a donor–acceptor bond (Figure 3), which resembles exactly the same as that of carbones, ie, $L \rightarrow C \leftarrow L$.¹

This has prompted us to investigate whether the ligand framework Figure 2A may stabilize a carbon atom to form a donor–acceptor complex. Quantum chemical

Correspondence: Ankur Kanti Guha
Department of Chemistry, Cotton
College State University, Panbazar,
Guwahati, Assam PIN-781001, India
Fax 91 361 273 3502
Email ankurkantiguha@gmail.com

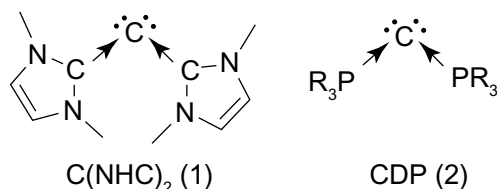
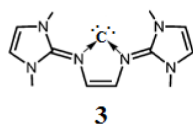


Figure 1 Schematic representation of carbodicarbene, (1) C(NHC)₂ and (2) CDP. **Abbreviations:** NHC, *N*-heterocyclic carbene; CDP, carbodiphosphoranes.

calculations predict that the proposed compound (3) should be a synthetically accessible species. It is a neutral five-membered cyclic carbene (3) that contains a central divalent carbon (0) atom within the familiar *N*-heterocyclic framework. Moreover, the compound shows high basicity as that of other divalent carbon (0) compounds.^{1–16}



Computational details

All the structures were fully optimized without any symmetry constraints at BP86/TZVP^{34–37} level of theory. This level of theory has been widely used for this class of compounds.^{1–24} For Au atom, the relativistic small-core effective core potential basis set of Stuttgart/Dresden was used.³⁸ Stationary points were characterized as minima by calculating their Hessian matrix analytically at this level of theory. For the sake of analysis, the planar conformer of 3 is optimized using symmetry constraint. Proton affinities are calculated employing $L + H^+ \rightarrow L-H^+$ equation. Zero-point corrections are also added in proton affinity calculations. For proton affinity calculations, single-point energies are calculated at MP2/aug-cc-pVDZ^{39,40} level of theory on the BP86/TZVP optimized geometries. Solution phase model chemistry has been performed using the polarized continuum model (PCM)⁴¹ employing water as a solvent (dielectric constant, $\epsilon=78.39$). We have used the PCM calculation using integral equation formalism model with radii of the sphere defined by united atom topological model. The overlap index between two overlapping spheres is taken to be 0.89 (OFAC=0.89), and the

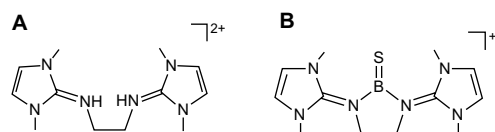


Figure 2 Schematic representation of bis(imidazolin-2-iminium) cation (A) and the boron cation compound (B).

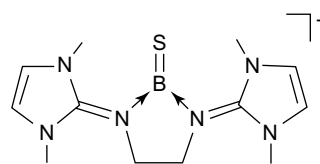


Figure 3 Donor–acceptor interaction in B.

minimum radii of the added sphere is 0.2 Å (RMIN=0.2 Å). All the calculations are performed using NWChem 6.1⁴² and Orca⁴³ suite of program.

Results and discussions

Figure 4 shows the optimized geometries of different conformers of 3 with H atom as the substituent at N atoms at BP86/TZVP level of theory. The equilibrium geometry 3H(a) has the two NHC units in the *cis* conformation with respect to the planar central five-membered ring. The C–N bond of the central five-membered ring in 3H(a) is 1.395 Å, which is very close to the exocyclic C–N bond (1.393 Å). This implies that the central C–N bond is as strong as the exocyclic one. The equilibrium conformer 3H(a) has an acute N–C–N angle of 101.4°. The *trans* conformer 3H(b) is 10.4 kcal/mol higher in energy with one imaginary frequency. The planar conformers 3H(c) and the 3H(d), where both the NHC units are perpendicular to the central ring, are higher in energy by 19.8 kcal/mol and 96.1 kcal/mol, respectively (Figure 4). The C–C backbone length of the central ring in 3H(a), 3H(b), and 3H(c) is almost the same. It should be noted that the central C–N bond in 3H(a) (bond length 1.395 Å) may not reveal a donor–acceptor interaction. However, this donor–acceptor interaction becomes prominent when their reactivity is concerned.^{9–13} Moreover, the singlet–triplet energy separation of 3H(a) is 121.3 kcal/mol, a value quite higher than generally observed for carbenes.⁴⁴ The Mulliken atomic charge on the

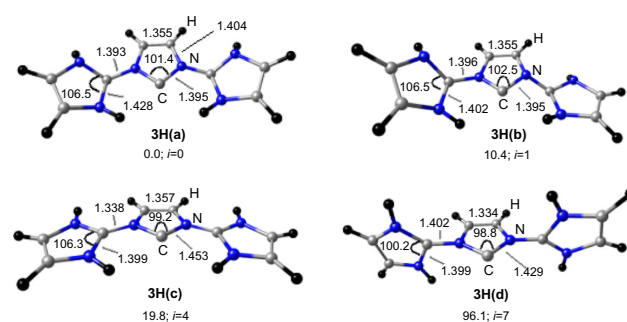


Figure 4 Optimized geometries at BP86/TZVP level of theory and relative energies (kcal/mol at MP2/aug-cc-pVDZ//BP86/TZVP) of different conformers of 3H.

Notes: Bond lengths are in Å and angles are in degrees. Number of imaginary frequencies (i) is also provided.

central carbon atom is $-0.389e$ compared to $-0.187e$ for the adjacent N atoms – suggesting a possible donor–acceptor interaction in **3**. We would also like to emphasize here that the donor–acceptor bonding situation in **3** may not have any physical reality, however, they are quite useful while discussing their reactivity.^{9–13}

Figure 5 shows the frontier Kohn–Sham orbitals of **3H** calculated at BP86/TZVP level of theory. The HOMO (highest occupied molecular orbital) is of π symmetry with an energy of -2.27 eV, whereas the HOMO-1 is of σ symmetry with an energy of -4.91 eV. These orbitals are of similar symmetry to that of $C(NHC)_2$.¹ However, there is a contrasting feature. In $C(NHC)_2$, the first protonation takes place at the σ symmetric orbital (HOMO-1) due to the smaller energy gap between the σ - and π -type molecular orbital. However, in case of **3**, the first protonation takes place at the π symmetric lone pair orbital (Figure 6).

Visual inspection of these highest lying frontier molecular orbitals of **3** reveals that the largest coefficient is always at the central carbon atom (atomic orbital coefficient for the central carbon in HOMO is 0.73), which suggests that **3** may be considered as carbenes.^{9–13} Thus, these two molecular orbitals may be considered as two lone pairs at the central carbon atom, and it should behave as double Lewis base. Hence, its first and second proton affinity has been calculated. Table 1 contains the first and second proton affinities of **1–3**. While the first proton affinity of **3** is close to **1** but higher than **2**, the second proton affinity of **3** is much higher than **1** and **2**. This indicates that the proposed compound is highly basic that might have wide application in transition metal catalysis.⁴⁴ Moreover, the calculated bond dissociation energies for the dissociation of one molecule of AuCl from **3** and **3-AuCl** are very high (Figure 7), further supporting their divalent carbon (0) character.^{9–13}

Calculations (The reaction energetics [including zero-point corrections] of reactions **1** and **2** are further calculated using the hybrid density functionals B3LYP [it is Becke's three-parameter hybrid method using the Lee, Yang and Parr {LYP} correlation functional]^{45–47} and B3PW91^{48,49} using the TZVP basis sets. The calculated value of the reaction energetics are qualitatively similar to those obtained at BP86/TZVP level of theory) suggest that the reactions (**1–2**) are highly exergonic (Table 2) suggesting the spontaneity of their formation. However, these equations may not be realistic as the reaction energetics is calculated in gas phase. To mimic the more realistic situation, we have calculated the reaction energetics in aqueous medium. In aqueous medium, both these reactions are exergonic albeit to a lesser extent than in

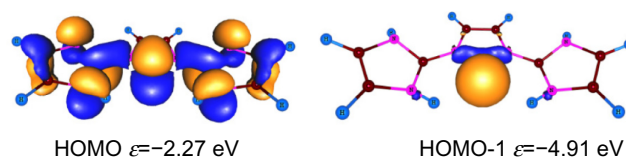


Figure 5 Shape of frontier Kohn–Sham orbitals of **3H** and orbital energies ϵ in eV at the BP86/TZVP level of theory.

Abbreviation: HOMO, highest occupied molecular orbital.

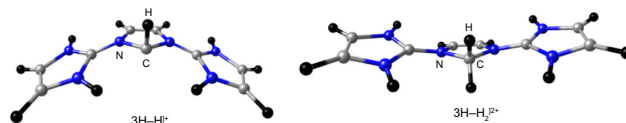


Figure 6 BP86/TZVP optimized first and second protonated derivatives of **3H**.

Table 1 MP2/aug-cc-pVDZ//BP86/TZVP calculated proton affinities (in gas phase); PAs (kcal/mol) of **1–3**

Molecule	PA1	PA2
1H	283.2 (292.3)	151.2 (155.3)
2Me	278.3 (278.4)	158.9 (156.2)
3H	287.5	192.1

Note: Data from Tonner R, Frenking G. $C(NHC)_2$: divalent carbon(0) compounds with N-heterocyclic carbene ligands-theoretical evidence for a class of molecules with promising chemical properties. *Angew Chem Int Ed Engl.* 2007;46:8695.¹

Abbreviation: PA, proton affinity.

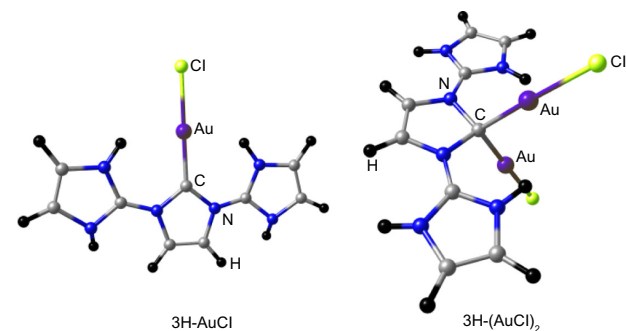


Figure 7 BP86/BSI (BSI = TZVP for H, C, N, Cl and SDD for Au) optimized protonated derivatives of **3H**.

Note: The Au–Au distance in $3H-(AuCl)_2$ is 3.351 Å, which is longer than the typical Au–Au distance of ~3.0 Å. Data from Schmidbaur H. The auriphilicity phenomenon: a decade of experimental findings, theoretical concepts and emerging applications. *Gold Bull.* 2000;33:3.⁵⁰

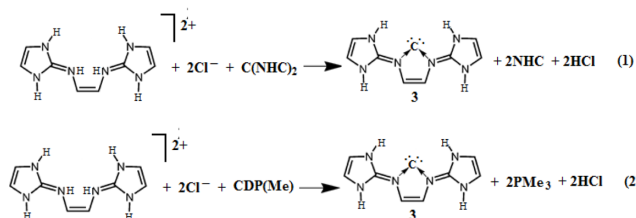
Abbreviation: SDD, Stuttgart/Dresden.

Table 2 Calculated reaction Gibbs free energies (kcal/mol) of reactions **1** and **2** at $T=298.15$ K and $P=1$ atm

Reaction	ΔG					
	BP86		B3LYP		B3PW91	
	Gas	Solution	Gas	Solution	Gas	Solution
1	–194.6	–14.7	–192.3	–15.2	–188.4	–13.6
2	–232.4	–11.6	–229.5	–12.4	–224.2	–10.8

Note: Values are zero-point corrected.

gas phase – implying that the proposed compound may be a likely candidate for experimental realization.



Conclusion

In summary, quantum chemical calculations provide a hint toward possible isolation of new five-membered neutral divalent carbon (0) compound within the familiar *N*-heterocyclic framework. The proposed compound contains two other NHC units whose electronic character can be modified in many ways,⁵¹ and thus, the proposed compound may serve as an important perspective for transition metal catalysis.⁴⁴

Acknowledgments

The computational facility of Cotton College State University is greatly acknowledged. The authors declare no competing financial interest. Dedicated to my mentors Dr Ashwini K Phukan, Tezpur University, India, and Professor Shridhar R Gadre, IIT Kanpur, India.

Disclosure

The author reports no conflicts of interest in this work.

References

1. Tonner R, Frenking G. C(NHC)₂: divalent carbon(0) compounds with *N*-heterocyclic carbene ligands-theoretical evidence for a class of molecules with promising chemical properties. *Angew Chem Int Ed Engl*. 2007;46:8695.
2. Dyker CA, Lavallo V, Donnadieu B, Bertrand G. Synthesis of an extremely bent acyclic allene (a “carbodicarbene”): a strong donor ligand. *Angew Chem Int Ed Engl*. 2008;47:3206.
3. Alcarazo M, Lehmann CW, Anoop A, Thiel W, Fürstner A. Coordination chemistry at carbon. *Nat Chem*. 2009;1:295.
4. Alcarazo M. On the metallic nature of carbon in allenes and heterocumulenes. *Dalton Trans*. 2011;40(9):1839–1845.
5. Kaufhold O, Hahn FE. Carbodicarbenes: divalent carbon(0) compounds. *Angew Chem Int Ed Engl*. 2008;47:4057.
6. Ramirez F, Desai NB, Hansen B, McKelvie N. Hexaphenylcarbodiphosphorane, (C₆H₅)₃PCP(C₆H₅)₃. *J Am Chem Soc*. 1961;83:3539.
7. Hardy GE, Zink JI, Kaska WC, Baldwin JC. Structure and triboluminescence of polymorphs of hexaphenylcarbodiphosphorane. *J Am Chem Soc*. 1978;100:8001.
8. Tonner R, Öxler F, Neumüller B, Petz W, Frenking G. Carbodiphosphoranes: the chemistry of divalent carbon(0). *Angew Chem Int Ed Engl*. 2006;45:8038.
9. Tonner R, Frenking G. Divalent carbon(0) chemistry, part 1: parent compounds. *Chemistry*. 2008;14:3260.
10. Klein S, Frenking G. Carbodiyldes C(ECp*)₂ (E=B-Tl): another class of theoretically predicted divalent carbon(0) compounds. *Angew Chem Int Ed Engl*. 2010;49:7106.
11. Tonner R, Frenking G. Divalent carbon(0) compounds. *Pure Appl Chem*. 2009;81:597.
12. Tonner R, Heydenrych G, Frenking G. First and second proton affinities of carbon bases. *ChemPhysChem*. 2008;9:1474.
13. Esterhuysen C, Frenking G. Distinguishing carbenes from allenes by complexation to AuCl. *Chemistry*. 2011;17:9944.
14. Marrot S, Kato T, Gornitzka H, Baceiredo A. Cyclic carbodiphosphoranes: strongly nucleophilic sigma-donor ligands. *Angew Chem Int Ed*. 2006;45:2598.
15. Fernandez I, Dyker CA, DeHope A, Donnadieu B, Frenking G, Bertrand G. Exocyclic delocalization at the expense of aromaticity in 3,5-bis(pi-donor) substituted pyrazolium ions and corresponding cyclic bent allenes. *J Am Chem Soc*. 2009;131:11875.
16. Schmidbaur H, Schier A. Coordination chemistry at carbon: the patchwork family comprising (Ph₃P)₂C, (Ph₃P)C(C₂H₄), and (C₂H₄)₂C. *Angew Chem Int Ed Engl*. 2013;52:176.
17. Franz D, Irran E, Inoue S. Isolation of a three-coordinate boron cation with a boron-sulfur double bond. *Angew Chem Int Ed*. 2014;53:14264.
18. Kuhn N, Fawzi R, Steimann M, Wiethoff J. Derivate des Imidazols. XXIII. 2-Iminoimidazolin-Derivate des Magnesiums und Aluminiums. *Z Anorg Allg Chem*. 1997;623:554.
19. Kuhn N, Abram U, Maichle-Mössner C, Wiethoff J. Derivate des Imidazols. XXIV. Li₁₂O₂Cl₂(ImN)₈(THF)₄·8THF: Ein Peroxo-Komplex des Lithiums mit neuartiger Käfigstruktur. *Z Anorg Allg Chem*. 1997;623:1121.
20. Kuhn N, Grathwohl M, Steimann M, Henkel G. 1,2-Bis(1',3'-dimethylimidazolin-2'-iminato)ethanein neuer Chelatligand [1]. *Z Naturforsch B*. 1998;53:997.
21. Kuhn N, Göhner M, Grathwohl M, Wiethoff J, Frenking G, Chen Y. 2-Iminoimidazoline – starke Stickstoffbasen als Koordinationspartner in der Anorganischen Chemie. *Z Anorg Allg Chem*. 2003;629:793.
22. Kinjo R, Donnadieu B, Bertrand G. Isolation of a carbene-stabilized phosphorus mononitride and its radical cation (PN+•). *Angew Chem Int Ed Engl*. 2010;49:5930.
23. Inoue S, Leszczyńska K. An acyclic imino-substituted silylene: synthesis, isolation, and its facile conversion into a zwitterionic silaimine. *Angew Chem Int Ed Engl*. 2012;51:8589.
24. Dielmann F, Back O, Henry-Ellinger M, Jerabek P, Frenking G, Bertrand G. A crystalline singlet phosphinonitrene: a nitrogen atom-transfer agent. *Science*. 2012;337:1526.
25. Petrovic D, Glöge T, Bannenberg T, et al. Synthesis and reactivity of 16-electron pentamethylcyclopentadienyl-ruthenium(II) complexes with Bis(imidazolin-2-imine) ligands. *Eur J Inorg Chem*. 2007;2007:3472.
26. Petrovic D, Hill LMR, Jones PG, Tolman WB, Tamm M. Synthesis and reactivity of copper(I) complexes with an ethylene-bridged bis(imidazolin-2-imine) ligand. *Dalton Trans*. 2008;7:887–894.
27. Beer S, Brandhorst K, Hrib CG, et al. Experimental and theoretical investigations of catalytic alkyne cross-metathesis with imidazolin-2-iminato tungsten alkylidyne complexes. *Organometallics*. 2009;28:1534.
28. Glöge T, Petrovic D, Hrib CG, et al. Synthesis and structural characterization of an isomorphous series of Bis(imidazolin-2-imine) metal dichlorides containing the first row transition metals Mn, Fe, Co, Ni, Cu, and Zn. *Z Anorg Allg Chem*. 2010;636:2303.
29. Trambitas AG, Yang J, Melcher D, et al. Synthesis and structure of rare earth dicarbollide complexes with an imidazolin-2-iminato ligand featuring very short metal-nitrogen bonds. *Organometallics*. 2011;30:1122.
30. Shoken D, Sharma M, Botoshansky M, Tamm M, Eisen MS. Mono(imidazolin-2-iminato) titanium complexes for ethylene polymerization at low amounts of methylaluminoxane. *J Am Chem Soc*. 2013;135:12592.

31. Nomura K, Bahuleyan BK, Zhang S, et al. Synthesis and structural analysis of (imido)vanadium(V) dichloride complexes containing imidazolin-2-iminato- and imidazolidin-2-iminato ligands, and their use as catalyst precursors for ethylene (co)polymerization. *Inorg Chem.* 2014;53:607.
32. Karmel ISR, Botoshansky M, Tamm M, Eisen MS. Uranium(IV) imidazolin-2-iminato complexes: a new class of actinide complexes. *Inorg Chem.* 2014;53:694.
33. Wu X, Tamm M. Transition metal complexes supported by highly basic imidazolin-2-iminato and imidazolin-2-imine N-donor ligands. *Coord Chem Rev.* 2014;260:116.
34. Becke AD. Density-functional exchange-energy approximation with correct asymptotic behavior. *Phys Rev A.* 1988;38:3098.
35. Perdew JP. Density-functional approximation for the correlation energy of the inhomogeneous electron gas. *Phys Rev B Condens Matter.* 1986;33:8822.
36. Schäfer A, Horn H, Ahlrichs R. Fully optimized contracted gaussian basis sets for atoms Li to Kr. *J Chem Phys.* 1992;97:2571.
37. Schäfer A, Horn H, Ahlrichs R. Fully optimized contracted gaussian basis sets of triple zeta valence quality for atoms Li to Kr. *J Chem Phys.* 1994;100:5829.
38. Dolg M, Wedig U, Stoll H, Preuss H. Energy-adjusted ab initio pseudopotentials for the first row transition elements. *J Chem Phys.* 1987;86:866.
39. Møller C, Plesset MS. Note on an approximation treatment for many-electron systems. *Phys Rev.* 1934;46:618.
40. Binkley JS, Pople JA. Møller–Plesset theory for atomic ground state energies. *Int J Quantum Chem.* 1975;9:229.
41. Tomasi J, Persico M. Molecular interactions in solution: an overview of methods based on continuous distributions of the solvent. *Chem Rev.* 1994;94:2027.
42. Valiev M, Bylaska EJ, Govind N, et al. NWChem: a comprehensive and scalable open-source solution for large scale molecular simulations. *Comput Phys Commun.* 2010;181:1477.
43. Neese F. ORCA – An ab Initio, Density Functional and Semiempirical Program Package, Version 3.0.2. Bonn: University of Bonn; 2008.
44. Herrmann WA. N-heterocyclic carbenes: a new concept in organometallic catalysis. *Angew Chem Int Ed Engl.* 2002;41:1290.
45. Becke AD. Densityfunctional thermochemistry. III. The role of exact exchange. *J Chem Phys.* 1993;98:5648.
46. Lee C, Yang W, Parr RG. Development of the Colle-Salvetti correlation-energy formula into a functional of the electron density. *Phys Rev B Condens Matter.* 1988;37:785.
47. Vosko SH, Wilk L, Nusair M. Accurate spin-dependent electron liquid correlation energies for local spin density calculations: a critical analysis. *Can J Phys.* 1980;58:1200.
48. Perdew JP. Density-functional approximation for the correlation energy of the inhomogeneous electron gas. *Phys Rev B Condens Matter.* 1986;33:8822.
49. Perdew JP, Burke K, Wang Y. Generalized gradient approximation for the exchange-correlation hole of a many-electron system. *Phys Rev B Condens Matter.* 1996;54:16533.
50. Schmidbaur H. The aurophilicity phenomenon: a decade of experimental findings, theoretical concepts and emerging applications. *Gold Bull.* 2000;33:3.
51. Guha AK, Sarmah S, Phukan AK. Effect of substituents at the heteroatom on the structure and ligating properties of heterocyclic carbene, silylene, germylene and abnormal carbene: a theoretical study. *Dalton Trans.* 2010;39:7374.

Reports in Theoretical Chemistry

Publish your work in this journal

Reports in Theoretical Chemistry is an international, peer-reviewed, open access journal publishing original research, reports, reviews and commentaries on all areas of theoretical chemistry. The manuscript management system is completely online and includes a very quick and fair

peer-review system. Visit <http://www.dovepress.com/testimonials.php> to read real quotes from published authors.

Submit your manuscript here: <http://www.dovepress.com/reports-in-theoretical-chemistry-journal>

Dovepress