

# Health-related quality-of-life and treatment satisfaction of individuals with hemophilia A treated with turoctocog alfa pegol (N8-GP): a new recombinant extended half-life FVIII

This article was published in the following Dove Medical Press journal:  
*Patient Preference and Adherence*

Susan Kearney,<sup>1,\*</sup> Leslie J Raffini,<sup>2</sup> Tan P Pham,<sup>3</sup> Xin Ying Lee,<sup>4</sup> Sylvia von Mackensen,<sup>5,\*</sup> Andrea Landorph,<sup>6</sup> Hideyuki Takedani,<sup>7</sup> Johannes Oldenburg<sup>8</sup>

<sup>1</sup>Center for Bleeding and Clotting Disorders, Children's Hospital Minnesota, Minneapolis, MN, USA; <sup>2</sup>Division of Hematology, The Children's Hospital of Philadelphia, Perelman School of Medicine at the University of Pennsylvania, Philadelphia, PA, USA; <sup>3</sup>Mapi (an Icon plc company), Boston, MA, USA; <sup>4</sup>Global Biopharm Patient Access, Biopharm Operations, Novo Nordisk A/S, Copenhagen, Denmark; <sup>5</sup>Department of Medical Psychology, University Medical Centre Hamburg-Eppendorf, Hamburg, Germany; <sup>6</sup>Medical & Science, Biopharm Operations, Novo Nordisk A/S, Copenhagen, Denmark; <sup>7</sup>Department of Joint Surgery, Research Hospital of the Institute of Medical Science, The University of Tokyo, Tokyo, Japan; <sup>8</sup>Institute of Experimental Haematology and Transfusion Medicine, University Clinic Bonn, Bonn, Germany

\*These authors contributed equally to this work

Correspondence: Sylvia von Mackensen  
Department of Medical Psychology,  
University Medical Centre Hamburg-  
Eppendorf, Martinistr. 52, Hamburg  
20246, Germany  
Tel +49 172 682 2759  
Fax +494 074 105 8170  
Email s.mackensen@uke.de

**Background:** Prophylactic treatment regimens lead to improvements in health-related quality-of-life (HRQoL) among individuals with hemophilia. Turoctocog alfa pegol (N8-GP) provides the benefit of extending the duration of protection from bleeding and reducing the number of injections, which is expected to impact HRQoL and treatment satisfaction (TS).

**Aim:** To investigate the HRQoL and TS of patients with severe hemophilia A from two phase III trials evaluating the safety and efficacy of N8-GP.

**Methods:** HRQoL was assessed using the Haemo-QoL (reported by children and their parents) and Haem-A-QoL (reported by adults). TS was assessed using Hemo-Sat. Domain and total scores for all questionnaires ranged from 0 to 100, with lower scores indicating a better HRQoL or TS. A negative change in score indicates an improvement in HRQoL/TS.

**Results:** Mean changes in HRQoL scores were reported for 14 children aged 4–7 years, 21 children aged 8–11 years, 10 adolescents aged 13–16 years, and 163 adults (17 years and above). Mean changes in children/adolescents-reported Haemo-QoL total score were –14.0 for ages 4–7 years, –3.6 for ages 8–11 years, and –0.1 for ages 13–16 years. Mean changes in parent-reported Haemo-QoL total scores were –11.5 for 4–7 years, –8.6 for ages 8–11 years, and –4.0 for 13–16 years. Adults' mean change in Haem-A-QoL total score was –3.1 for those receiving on-demand treatment and –2.3 for those receiving prophylaxis treatment. High levels of TS with N8-GP were reported by parents of children/adolescents and the adults at the end of the trial.

**Conclusion:** While most patients reported a relatively good baseline HRQoL when entering the respective trials, the HRQoL of patients was either maintained or further improved when treated with N8-GP. Adults and parents of children and adolescents reported a high level of treatment satisfaction with N8-GP.

**Keywords:** hemophilia A, turoctocog alfa pegol, health-related quality-of-life, children, adults, treatment satisfaction

## Introduction

Hemophilia A is characterized by a deficiency or protein abnormality in factor VIII resulting in recurrent bleeding episodes, most commonly in joints. Hemarthrosis may lead to pain, muscular atrophy, arthropathy and joint deformities.<sup>1</sup> Individuals with joint damage may have limited mobility; while those without joint damage may limit their activities to minimize their risk of bleeding.<sup>2</sup> In addition to the physical impairments, hemophilia can impact a patient's psychological, social, and economic well-being.<sup>2–4</sup>

Standard of care of patients with severe hemophilia is intravenous replacement of FVIII either through episodic (“on demand”) treatment given at the time of bleeding or other hemostatic challenges or prophylactic treatment which involves several injections per week to prevent bleeding. The half-life of standard recombinant FVIII (rFVIII) products is 10–12 hours.<sup>1,5</sup> More recently, extended half-life (EHL) factor concentrates have been developed which can potentially benefit patients by extending the duration of protection from bleeding, reducing the number of injections and/or increasing the patient’s trough factor level which could reduce bleeding.<sup>5,6</sup> Prophylactic treatment regimens have led to improvements in health-related quality-of-life (HRQoL) among individuals with hemophilia.<sup>7–10</sup>

Turoctocog alfa pegol (N8-GP, Novo Nordisk, Bagsværd, Denmark), an EHL glycoPEGylated rFVIII product, was developed for the prevention and treatment of bleeds in hemophilia A patients. N8-GP was previously demonstrated to result in a 1.6-fold prolongation of mean terminal half-life.<sup>11</sup> Given the potential advantages of EHL factor concentrates, it is hypothesized that N8-GP may result in further improvement in HRQoL for hemophilia A patients. The safety and efficacy of N8-GP have been evaluated in children, adolescents, and adults with severe hemophilia A in two multinational clinical phase III trials (pathfinder<sup>TM</sup>5 and pathfinder<sup>TM</sup>2).<sup>12,13</sup> In the pathfinder<sup>TM</sup>5 trial, the median annualized bleeding rate (ABR) was 1.95, with 42.6% (n=29) of the subjects reporting no bleeds while on N8-GP prophylaxis.<sup>12</sup> In the pathfinder<sup>TM</sup>2 trial, the median ABR was 1.18 among those on N8-GP prophylaxis, with 40% (n=70) reporting no bleeds.<sup>13</sup> Both trials demonstrated that N8-GP had a favorable safety profile and was effective in preventing bleeds in patients with severe hemophilia A.<sup>12,13</sup> HRQoL was a secondary endpoint in both trials. It was hypothesized that there would be improvements in patients’ HRQoL and increased treatment satisfaction (TS), as N8-GP extends the duration of coverage, which results in less bleeds, and requires fewer injections. The changes in HRQoL and TS in individuals with hemophilia A who received N8-GP within these trials are presented in this article.

## Materials and methods

### Study design and patient population

Pathfinder<sup>TM</sup>5 (NCT01731600) was a phase III, multicenter, multinational, open-label single-arm trial. Patients enrolled in pathfinder<sup>TM</sup>5 were <12 years of age, with severe hemophilia A (<1 % FVIII), had no history of inhibitors, and had been previously treated with FVIII products. Subjects in

pathfinder<sup>TM</sup>5 were followed for 26 weeks and received a fixed dose of N8-GP via intravenous injection twice weekly. A total of 68 patients were included in pathfinder<sup>TM</sup>5; 20 were aged ≤4 years, 23 were aged 4–7 years, and 25 were aged 8–11 years.

Pathfinder<sup>TM</sup>2 (NCT01480180) was a phase III, multicenter, multinational, open-label, non-randomized trial. Patients enrolled in pathfinder<sup>TM</sup>2 were ≥12 years of age with severe hemophilia A (<1 % FVIII), had no history of inhibitors and had been previously treated with FVIII products. Patients were allocated to either the on-demand treatment arm (exposure days [ED]; Mean=55.2 [SD=35.6], range=14–146 days) or prophylaxis treatment arm (every 4 days) of N8-GP at the discretion of the investigator, and were followed between 6 and 27 months. A total of 186 patients were included in pathfinder<sup>TM</sup>2; two were aged 12 years, 16 were aged 13–16 years, and 168 were adults aged ≥17 years.

Both trials were approved by relevant independent ethics committees, institutional review boards, regulatory authorities, and conducted in accordance with the Declaration of Helsinki and Good Clinical Practice. All patients (adults or children who are able to provide consent) or their legally authorized representatives (children who are unable to provide consent) provided written informed consent before any trial-related activities. Both trials consisted of a main phase and an extension phase. As the extension phase is still ongoing, only the results of the main phase are reported here. The questionnaires were completed at two timepoints: prior to treatment with N8-GP and at the end of the main phase of each of the trials (pathfinder<sup>TM</sup>5 at 26 weeks and pathfinder<sup>TM</sup>2 at 76 weeks).

### Patient-reported outcomes (PRO) and observer-reported outcomes (ObsRO) questionnaires

The Haemo-QoL and Haem-A-QoL are disease-specific HRQoL tools that have been validated in hemophilia patients of different ages.<sup>14,15</sup> The Haemo-QoL I (ages 4–7 years) consists of 21 items covering eight domains; the Haemo-QoL II (ages 8–12 years) consists of 64 items covering 10 domains, and the Haemo-QoL III (13–16 years) consists of 77 items covering 12 domains. For each age group version, there is a child and a parent proxy version available. The Haem-A-QoL (used in patients ages ≥17 years) consists of 46 items covering 10 domains. A total score and domain scores range from 0–100, with lower scores indicating a better hemophilia-related QoL. Domain and content for each version of the

HRQoL questionnaires (Haemo-QoL and Haem-A-QoL) are presented in Table S1.

The Hemo-Sat questionnaire is an instrument designed specifically to assess TS in patients with hemophilia. Hemo-Sat has two versions: the Hemo-Sat<sub>A</sub> (a version for adults aged  $\geq 17$  years) and Hemo-Sat<sub>p</sub> (a version for parents of children with hemophilia who are aged  $< 17$  years).<sup>15–17</sup> The Hemo-Sat<sub>A</sub> consists of 34 items covering six domains. The Hemo-Sat<sub>p</sub> measures the satisfaction with their child's treatment and includes the same items and domains as the Hemo-Sat<sub>A</sub>, but with one additional item in the "ease and convenience" domain. Each domain score ranges from 0–100, with lower scores indicating a higher level of hemophilia TS.

## Statistical analysis

Each trial was analyzed separately. Within each trial, the analyses were separated by age groups according to the recommended age of the respective questionnaire version. In pathfinder<sup>TM2</sup>, two patients were excluded from the analyses, as they took the Haemo-QoL II at baseline (aged 12) and the Haemo-QoL III (age 13) at the end of the main phase, thus a change in score could not be computed for these patients. Therefore, these patients were excluded from our analyses. Patients in pathfinder<sup>TM2</sup> who started the trial with on-demand treatment, but switched to prophylaxis treatment, were included in both treatment groups in the demographic characteristics analyses and only included in the prophylaxis group for the HRQoL and TS analyses. Descriptive statistics

were applied to examine the change in PRO and ObsRO scores from baseline to the end of the main phase of the trials. Responder analyses were performed using previously defined Haemo-QoL/Haem-A-QoL responder thresholds that were developed using a distribution-based method.<sup>18</sup> Within the adult group of pathfinder<sup>TM2</sup>, the analyses were also performed according to treatment arm (on demand and prophylaxis), with a non-parametric signed-rank test to compare the change from baseline to end of main phase of the trial with a statistical significance threshold set at 5%. Categorical values were presented as absolute and relative frequencies, while continuous variables were presented as means (standard deviations). All data processing and analyses were performed using SAS software for Windows version 9.4 (SAS Institute, Inc., Cary, NC, USA).

## Results

### Study population

Table 1 presents the description of patient characteristics at baseline, and Table 2 presents the completion rate of each PRO/ObsRO questionnaire in both trials. Not all patients completed the PRO questionnaires at baseline, and some patients did not fill in the questionnaires at the end of the main phase resulting in a lower number of patients for whom HRQoL data were available at both baseline and end of main phase. Change in Haemo-QoL/Haem-A-QoL scores could be computed for seven children (30.4%) and 14 parents (60.9%) out of 23 children in age group 4–7 years, 21 out

**Table 1** Description of patient characteristics at baseline

Age group	Pathfinder <sup>TM5</sup>		Pathfinder <sup>TM2</sup>	
	(N=68)		(N=186) <sup>a</sup>	
	Younger children	Older children	Patients	Patients
	(0–5 years)	(6–11 years)	( $\geq 12$ years)	( $\geq 18$ years)
	(N=34)	(N=34)	Prophylaxis (N=175)	On-Demand (N=12)
Age, Mean (SD)	3.0 (1.3)	8.9 (1.7)	30.6 (12.5)	39.8 (13.9)
Weight (Kg), Mean (SD)	16.1 (3.4)	34.1 (11.5)	75.0 (14.4)	73.5 (12.8)
Geographical region, n (%)				
Europe <sup>b</sup>	19 (55.9)	14 (41.2)	86 (49.2)	3 (25.0)
North America <sup>c</sup>	12 (35.3)	11 (32.3)	41 (23.4)	5 (45.4)
Other <sup>d</sup>	3 (8.8)	9 (26.5)	48 (27.4)	4 (36.4)
Type of treatment prior to trial entry, n (%)				
Prophylaxis	31 (91.2)	34 (100)	149 (85.1)	0 (0)
On-Demand	3 (8.8)	0 (0)	26 (14.9)	12 (100)

**Notes:** <sup>a</sup>One patient changed treatment regimen from on-demand to prophylaxis at Visit 6. Therefore, he is included in both the prophylaxis and on-demand arm, but only counted once in the total. <sup>b</sup>Europe included Croatia, Denmark, France, Germany, Greece, Hungary, Italy, Lithuania, the Netherlands, Norway, Portugal, Russia, Spain, Sweden, Switzerland, Ukraine, and the UK. <sup>c</sup>North America included Canada and the US. <sup>d</sup>Other included Australia, Brazil, Israel, Japan, Malaysia, Republic of Korea, Taiwan, and Turkey.

**Table 2** Questionnaire completion rate

	Pathfinder™5 (N=68)				Pathfinder™2 (N=184) <sup>b</sup>			
Age group	0–3 years	4–7 years	8–11 years		13–16 years		≥17 years	
No. of patients enrolled in study	20	23	25		16		168	
Number of patients with completed PRO scores n (%)								
Respondent	Parents	Children	Parents	Children	Parents	Children	Parents	Adults
	Haemo-QoL							Haem-A-QoL
Baseline	–	15 (62.2)	21 (91.3)	22 (88.0)	22 (88.0)	16 (100)	16 (100)	166 (98.8)
End of main phase	–	13 (56.5)	14 (60.9)	21 (84.0)	21 (84.0)	10 (62.5)	9 (56.3)	165 (98.2)
Change in score <sup>a</sup>	–	7 (30.4)	14 (60.9)	21 (84.0)	21 (84.0)	10 (62.5)	9 (56.3)	163 (97.0)
	Hemo-Sat <sub>p</sub>							Hemo-Sat <sub>A</sub>
Baseline	19 (95.0)	–	20 (87.0)	–	22 (88.0)	–	10 (62.5)	167 (99.4)
End of main phase	16 (80.0)	–	18 (78.3)	–	21 (84.0)	–	9 (56.3)	163 (97.0)
Change in scores <sup>a</sup>	16 (80.0)	–	17 (73.9)	–	21 (84.0)	–	4 (25.0)	162 (96.4)

**Notes:** <sup>a</sup>Some patients had a missing baseline score or end of main phase score, therefore a change in score was not able to be computed for these patients. <sup>b</sup>Two patients who were 12 years old in pathfinder™ 2 were excluded from the analyses as they completed the Haemo-QoL II at baseline and Haemo-QoL III at the end of the main phase and a change of score cannot be computed. The Hemo-Sat questionnaire is an instrument designed specifically to assess TS in patients with hemophilia. The Hemo-Sat<sub>A</sub> consists of 34 items covering six domains. The Hemo-Sat<sub>p</sub> (a version for parents of children with hemophilia who are aged <17 years) it measures the satisfaction with their child's treatment and includes the same items and domains as the Hemo-Sat<sub>A</sub>, but with one additional item in the "ease and convenience" domain.

**Abbreviations:** PRO, patient-reported outcomes; QoL, quality-of-life.

of 25 children and parents (84%) in age group 8–11 years; from all enrolled patients in pathfinder™2 change in Haemo-QoL/Haem-A-QoL scores could be computed for 10 adolescents (62.5%) and nine parents (56.3%) out of 16 in the age group 13–16 years and 163 out of 168 adults (97.0%). Change in Hemo-Sat<sub>p</sub> scores could be computed for 54 parents of patients (79.4%) across all age groups in pathfinder™5, and four parents of patients (40%) of 13–16 years in pathfinder™2. Change in Hemo-Sat<sub>A</sub> scores could be computed for 162 of 168 (96.4%) adults in pathfinder™2. All pediatric patients in pathfinder™5 and all the adolescents aged 13–16 years in pathfinder™2 were on prophylaxis during the trial. Among the adults, 11 received on-demand treatment and 157 received prophylaxis in pathfinder™2, including one patient who switched from on-demand treatment to prophylaxis treatment at visit 6.

## HRQoL in pathfinder™2

As shown in Table 3, baseline "total Haemo-QoL III" scores in the 13–16 year age group were low, indicating a good overall hemophilia-specific HRQoL, according to both the adolescents and their parents. Adolescents also reported low domain scores for across each domain at baseline, with the exception of "Perceived Support". Mean change in "total Haemo-QoL" scores yielded no change in HRQoL according to the adolescents and their parents. Adolescents had no changes in any domain, while parents reported improvements in "Others" and "Physical Health" domains and declines in "Perceived Support" and "Friend" domains. According to the "total Haemo-QoL III" responder threshold,<sup>18</sup> overall HRQoL

improvement was observed for 12.5% of adolescents and 18.8% of their parents.

As shown in Table 4, adults in the prophylaxis arm had a lower "total Haem-A-QoL" score at baseline when compared to adults in the on-demand arm. Moderate baseline Haem-A-QoL scores were observed in the "Physical Health", "Feeling", "View", "Sport", and "Future" domains for the on-demand arm and "Sport" domain for the prophylaxis arm. There were no significant differences in change in scores between the two treatment arms. For the on-demand arm, there were no significant within group changes for any of the Haem-A-QoL scores. However, most scores trended towards improvement (negative change in scores). Within the prophylaxis arm, there were statistically significant improvements for the "Physical Health" ( $P<0.001$ ), "Work" ( $P=0.003$ ), "Feeling" ( $P=0.016$ ), and "View" ( $P=0.048$ ) domains and the "total HAEM-A-QOL" score ( $P=0.002$ ). In total, 54.5% of adults in the on-demand arm and 24.2% of adults in the prophylaxis arm improved in HRQoL according to the "total Haem-A-QoL" responder threshold.<sup>18</sup>

## HRQoL in pathfinder™5

As shown in Table 3, children and their parents in the 4–7 year age group reported a relatively good overall hemophilia-specific HRQoL at baseline, based on the mean "total Haemo-QoL I" scores. Most of the baseline Haemo-QoL I domain scores were also on the lower end of the scale (indicative of a good HRQoL), except for "Family" according to both the children and their parents, "Treatment" according to the children, and "Preschool/

**Table 3** Mean (SD) and percentage of responders for Haemo-QoL scores in children and adolescents

	Reported by children				Reported by parents			
	Baseline	End of main phase	Change in score <sup>a</sup>	Responders (%)	Baseline	End of main phase	Change in score <sup>a</sup>	Responders (%)
<b>4–7 years</b>								
Physical health	23.3 (25.8)	18.0 (15.4)	−16.1 (28.6)	8.7	25.6 (18.2)	13.0 (12.4)	−13.0 (16.0)	26.1
Feeling	23.8 (26.7)	7.7 (12.9)	−16.7 (34.7)	13.0	19.2 (23.7)	11.3 (20.6)	−9.5 (24.7)	13.0
View	19.6 (22.3)	15.4 (21.7)	0.0 (0.0)	30.4	10.6 (14.8)	9.6 (21.1)	1.9 (22.7)	13.0
Family	42.0 (30.1)	38.5 (29.1)	−25.0 (29.8)	17.4	48.2 (26.7)	39.7 (20.6)	−11.2 (13.2)	39.1
Friend	39.3 (35.0)	30.8 (25.3)	−14.3 (47.6)	— <sup>b</sup>	29.8 (31.2)	17.9 (18.2)	−16.1 (30.4)	— <sup>b</sup>
Others	17.9 (22.9)	11.5 (16.5)	0.0 (14.4)	4.3	23.8 (23.4)	2.7 (7.2)	−17.9 (24.9)	26.1
Preschool/school	28.6 (31.0)	24.4 (23.2)	−11.9 (26.7)	8.7	40.4 (28.0)	26.2 (19.3)	−14.3 (33.7)	26.1
Treatment	41.7 (18.1)	30.8 (29.1)	−14.3 (34.9)	17.4	39.3 (22.1)	25.9 (23.2)	−15.2 (25.6)	30.4
Total score	29.6 (17.9)	22.3 (12.4)	−14.0 (13.9)	17.4	31.2 (16.5)	20.5 (12.0)	−11.5 (12.8)	30.4
<b>8–11 years</b>								
Physical health	22.5 (19.3)	9.0 (11.3)	−13.0 (17.3)	48.0	26.1 (19.4)	11.9 (10.2)	−14.0 (15.8)	48.0
Feeling	10.6 (11.5)	5.0 (10.5)	−5.2 (16.6)	32.0	27.3 (18.9)	15.7 (13.1)	−11.2 (18.7)	52.0
View	17.2 (16.9)	11.9 (14.5)	−5.2 (16.4)	28.0	30.7 (20.6)	14.7 (11.4)	−14.8 (15.5)	48.0
Family	22.6 (21.2)	16.4 (17.4)	−5.3 (17.6)	24.0	34.8 (21.5)	23.1 (14.3)	−12.0 (20.9)	40.0
Friend	34.9 (25.9)	45.2 (27.8)	8.1 (24.7)	16.0	41.5 (19.2)	39.2 (26.4)	−3.1 (22.2)	28.0
Perceived support	40.3 (25.1)	46.7 (32.0)	5.4 (29.3)	28.0	38.7 (22.8)	42.9 (28.2)	4.1 (26.1)	24.0
Others	10.4 (12.5)	4.8 (7.0)	−6.0 (13.4)	24.0	23.1 (21.5)	15.9 (18.1)	−6.9 (15.0)	44.0
Sport	23.5 (17.7)	20.2 (19.1)	−1.7 (12.8)	16.0	31.7 (21.7)	20.5 (20.0)	−10.7 (16.6)	44.0
Dealing	28.6 (20.2)	25.3 (29.8)	−3.4 (26.5)	40.0	28.4 (14.1)	24.8 (13.5)	−4.4 (13.6)	44.0
Treatment	20.3 (18.3)	18.8 (20.3)	−1.6 (23.2)	20.0	20.6 (17.9)	15.0 (14.9)	−5.6 (13.4)	32.0
Total score	21.7 (10.0)	17.9 (9.8)	−3.6 (9.2)	44.0	29.2 (13.1)	20.4 (7.6)	−8.6 (10.0)	56.0
<b>13–16 years</b>								
Physical health	22.1 (16.6)	14.3 (18.4)	−5.7 (19.9)	25.0	29.8 (17.4)	18.3 (24.7)	−10.7 (25.0)	37.5
Feeling	8.6 (15.4)	2.2 (3.6)	−5.0 (15.3)	6.3	20.1 (22.2)	16.3 (16.7)	−5.4 (28.6)	12.5
View	14.5 (11.8)	13.6 (16.8)	3.9 (15.6)	56.3	25.5 (18.8)	21.0 (15.0)	−7.4 (24.2)	18.8
Family	12.7 (12.5)	12.2 (14.7)	5.3 (14.4)	62.5	24.6 (13.7)	18.4 (13.7)	−5.2 (20.1)	18.8
Friend	31.6 (29.7)	30.6 (20.5)	−5.0 (30.0)	25.0	34.5 (24.3)	49.3 (25.3)	11.1 (10.7)	56.3
Perceived support	42.7 (21.2)	39.4 (16.4)	−2.7 (17.5)	25.0	33.2 (22.1)	55.5 (24.9)	18.0 (32.5)	12.5
Others	11.2 (12.3)	12.1 (17.5)	4.6 (15.7)	12.5	19.0 (17.2)	14.1 (15.4)	−13.5 (18.3)	25.0
Sport	19.6 (21.8)	15.6 (18.5)	4.7 (14.4)	62.5	30.5 (22.2)	23.2 (16.0)	−1.2 (13.8)	6.3
Dealing	18.8 (14.9)	19.9 (18.3)	−0.1 (10.3)	12.5	19.9 (12.4)	20.6 (15.0)	−2.0 (15.5)	18.8
Treatment	21.7 (19.5)	14.7 (13.2)	−4.4 (20.8)	18.8	25.2 (15.6)	17.3 (9.4)	−7.9 (15.1)	25.0
Future	25.0 (14.1)	25.6 (13.3)	1.9 (18.4)	12.5	31.3 (22.9)	32.6 (13.2)	−9.4 (18.3)	12.5
Relationship	3.9 (7.5)	2.5 (7.9)	−2.5 (12.9)	18.8	10.7 (18.3)	11.1 (22.1)	0.0 (17.7)	6.3
Total score	18.5 (9.6)	15.7 (9.4)	−0.1 (12.4)	12.5	25.3 (11.9)	22.6 (8.5)	−4.0 (13.1)	18.8

**Notes:** <sup>a</sup>Some patients had a missing baseline score or end of main phase score, therefore a change in score was not able to be computed for these patients; a negative change in score implies an improvement in HRQoL. <sup>b</sup>Single-item dimension not enabling the calculation of the internal consistency coefficient, thus Santagostino et al<sup>18</sup> did not calculate a threshold for this domain.

**Abbreviation:** HRQoL, health-related quality-of-life.

School” according to the parents. Mean “total Haemo-QoL I” change score demonstrated a marked improvement (mean score exceeding a previously defined responder threshold)<sup>18</sup> in HRQoL as reported by the children and their parents. Children showed marked improvements in “Family”, “Feeling”, and “Physical Health” domains; while parents reported marked improvements in “Others”, “Physical Health”, and “Family” domains. According to the “total Haemo-QoL I” responder threshold,<sup>18</sup> overall HRQoL improvement was observed for 17% of children and 30% of their parents.

In the 8–11 year age group, children and their parents reported a relatively good overall hemophilia-specific HRQoL at baseline (Table 3). There were low mean domain scores at baseline for all domains except for the “Friend” domain according to the parents. Mean change for the “total Haemo-QoL II” score demonstrated minimal change in HRQoL as reported by the children, and marked improvement in HRQoL by their parents. Children showed marked improvements in the “Physical Health” domain; while trending towards improvements in other domains. A modest decline was found in their relationship with their “Friends” relating to hemophilia.



**Table 4** Mean (SD) and percentage of responders for Haem-A-QoL scores in adults (aged  $\geq 17$ )

Domain	Adult analysis set (N=166)							
	Baseline		End of main phase		Change in score <sup>a</sup>		Responders (%)	
	On-Demand (N=11)	Prophylaxis 50 IU/KG (N=155)	On-Demand (N=11)	Prophylaxis 50 IU/KG (N=154)	On-Demand (N=11)	Prophylaxis 50 IU/KG (N=152)	On-Demand (N=11)	Prophylaxis 50 IU/KG (N=152)
Physical health	54.1 (20.6)	38.6 (26.4)	46.8 (24.5)	30.5 (23.8)	-7.3 (18.5)	-8.4 (18.1)**	45.5	43.3
Feeling	40.9 (28.1)	23.6 (23.6)	34.7 (31.4)	20.0 (22.8)	-6.3 (16.5)	-3.5 (17.7)*	36.4	27.4
View	51.4 (16.5)	35.5 (21.0)	45.8 (25.6)	32.9 (21.4)	-5.6 (18.1)	-2.9 (17.9)*	9.1	11.5
Sport	54.0 (21.1)	49.4 (27.2)	53.1 (28.7)	50.8 (28.6)	-1.3 (24.0)	0.7 (17.4)	27.3	10.2
Work	36.7 (19.6)	21.2 (21.9)	31.7 (21.5)	15.7 (18.7)	-6.3 (28.3)	-4.7 (17.7)*	18.2	15.9
Dealing	25.0 (16.2)	17.2 (18.0)	18.2 (18.2)	17.0 (20.5)	-6.8 (14.4)	0.1 (20.8)	27.3	17.2
Treatment	37.5 (24.1)	31.1 (17.2)	38.1 (20.4)	29.6 (17.3)	0.6 (20.4)	-1.6 (12.4)	27.3	19.7
Future	40.5 (16.2)	36.7 (22.6)	40.9 (30.0)	36.7 (22.3)	0.5 (18.8)	-0.2 (15.4)	9.1	12.7
Family planning	15.5 (24.9)	19.3 (27.3)	5.2 (10.0)	19.4 (27.3)	-6.6 (15.2)	1.0 (20.4)	9.1	10.8
Partnership	25.0 (28.4)	14.4 (23.4)	17.8 (25.7)	14.5 (23.6)	-7.2 (12.4)	0.1 (17.5)	27.3	15.3
Total score	40.6 (16.0)	30.8 (16.5)	37.4 (19.2)	28.7 (16.4)	-3.1 (10.3)	-2.3 (8.9)*	54.5	24.2

**Notes:** <sup>a</sup>Some patients had a missing baseline score or end of main phase score, therefore a change in score was not able to be computed for these patients; a negative change in score implies an improvement in HRQoL. *P*-values indicate significance within change using the signed-rank test: \**P*<0.05, \*\**P*<0.0001.

**Abbreviation:** HRQoL, health-related quality-of-life.

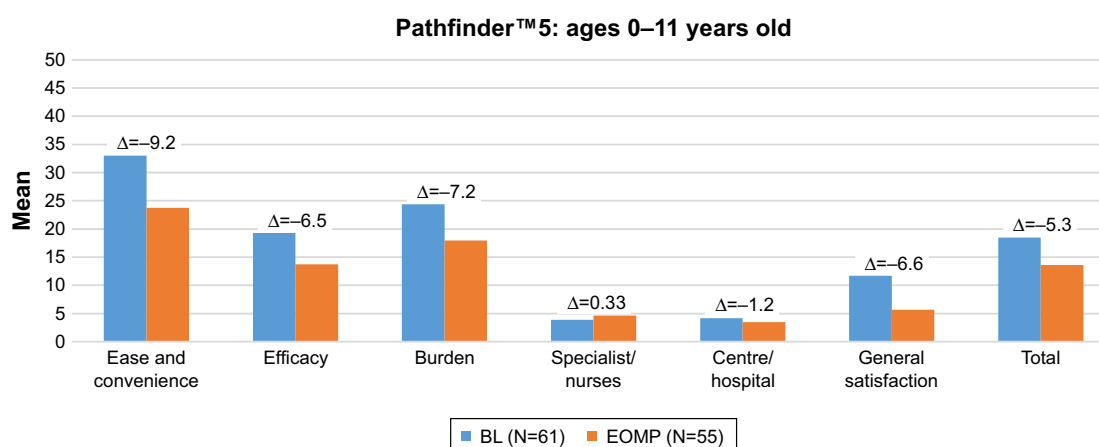
Both children and their parents had a modest decline in the “Perceived support” domain. Parents reported marked improvements in the “View”, “Physical Health”, “Family”, and “Feeling” domains; while trending towards improvements in other domains. When applying the “total Haemo-QoL II” score responder threshold,<sup>18</sup> 44.0% of children and 56.0% of parents have reported improvements in overall HRQoL.

## Treatment satisfaction

Figures 1 and 2 present the mean Hemo-Sat<sub>p</sub> scores of parents in pathfinder<sup>TM</sup>5 and pathfinder<sup>TM</sup>2, respectively, at baseline and the end of the main phase, and show the mean change ( $\Delta$ Hemo-Sat<sub>p</sub>) in parents who completed the Hemo-Sat<sub>p</sub> at both baseline and the end of the main phase.

Parents reported high levels of TS at baseline visits in both trials, which indicates that they had a high level of TS with the treatment received prior to entering the trial. At the end of the main phase visits, mean Hemo-Sat<sub>p</sub> scores were also low for all age groups in both trials, indicating high levels of TS with N8-GP. The mean change in Hemo-Sat<sub>p</sub> scores indicated that parents had higher satisfaction or a similar level of satisfaction with N8-GP as compared to the treatment received prior to entering the trial.

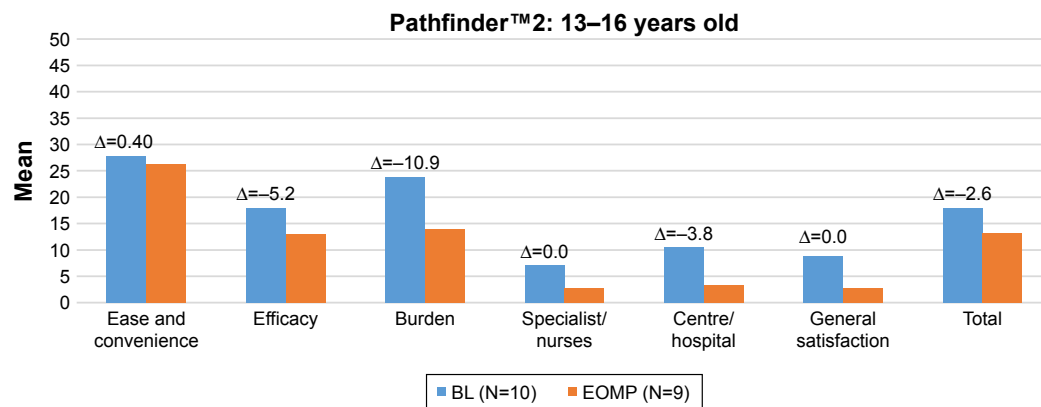
Figure 3 presents the mean baseline, end-of-treatment, and change Hemo-Sat<sub>A</sub> scores of adults in pathfinder<sup>TM</sup>2 treated on-demand, and Figure 4 presents the mean baseline, end-of-treatment, and change Hemo-Sat<sub>A</sub> scores of adults treated prophylactically. Similar to the parents, adults reported high



**Figure 1** Description of Hemo-Sat<sub>p</sub> scores at each visit (baseline and end of main phase) and mean change in scores during pathfinder<sup>TM</sup>5.

**Notes:** The Hemo-Sat questionnaire is an instrument designed specifically to assess TS in patients with hemophilia. The Hemo-Sat<sub>p</sub> (a version for parents of children with hemophilia who are aged <17 years).

**Abbreviations:** BL, baseline; EOMP, end of main phase.



**Figure 2** Description of Hemo-Sat<sub>p</sub> scores at each visit (baseline and end of main phase) and mean change in scores during pathfinder™2.

**Notes:** The Hemo-Sat questionnaire is an instrument designed specifically to assess TS in patients with hemophilia. The Hemo-Sat<sub>p</sub> (a version for parents of children with hemophilia who are aged <17 years).

**Abbreviations:** BL, baseline; EOMP, end of main phase.

levels of satisfaction at the baseline visits and at the end of the main phase visits. For adults, the level of satisfaction between those in the on-demand arm and those in the prophylaxis arm were comparable. When examining the change in Hemo-Sat<sub>A</sub> scores, mean changes in all domains indicated that TS was either comparable or higher with N8-GP compared to the treatment received prior to entering the pathfinder™ trial.

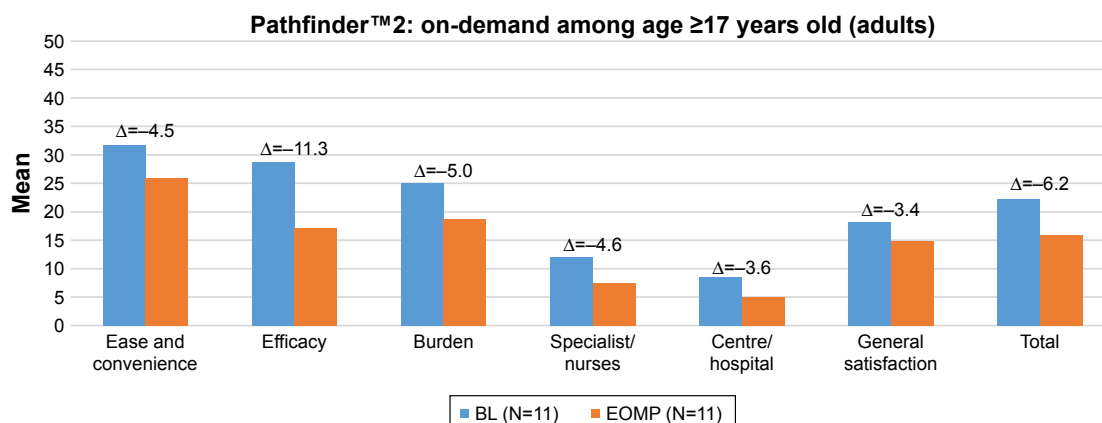
## Discussion

The objective of the analysis reported in this article was to investigate the HRQoL and treatment satisfaction of children, adolescents, and adults with severe hemophilia A treated with N8-GP in the pathfinder™5 and pathfinder™2 trials using disease-specific, age-appropriate, validated questionnaires.<sup>15,16</sup>

At baseline, all patients across trials reported a good overall HRQoL as indicated by their total Haemo-QoL/Haem-A-QoL scores. Thus, there was generally little room

for improvement for any group. Improvement in “Physical Health” and overall hemophilia-specific HRQoL was observed in pediatric patients aged 4–7 and 8–11 and adults ≥17 years treated with N8-GP prophylaxis during the trials. The adolescents aged 13–16 years reported that their hemophilia-specific HRQoL was maintained, while their parents reported improvements in their child’s “Physical Health”. Trends in psychologic/social domains were less consistent across age groups; however, patients across age groups reported improvements in “Feeling”. Adults reported improvements in participating in work/school activities by the end of the trial. These findings highlight the potential benefits beyond physical health of N8-GP when administered prophylactically.

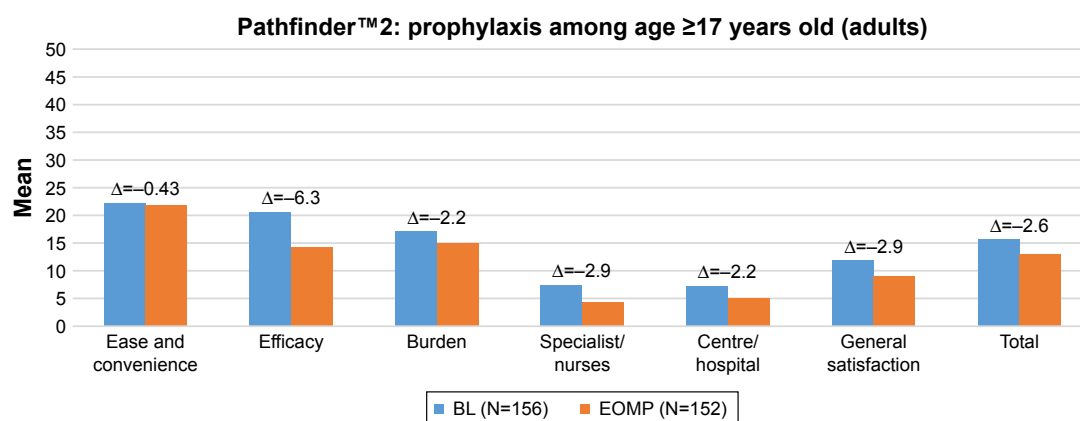
Santagostino et al<sup>18</sup> investigated the HRQoL of patients with severe hemophilia A treated with turoctocog alfa for a mean duration of 6 months among patients aged 12–65 years (guardian™1) or for a mean duration of 4.5 months among



**Figure 3** Description of Hemo-Sat<sub>A</sub> scores at each visit (baseline and end of main phase) and mean change in scores for adults treated on-demand during pathfinder™2.

**Notes:** The Hemo-Sat questionnaire is an instrument designed specifically to assess TS in patients with hemophilia. The Hemo-Sat<sub>A</sub> is (a version for adults aged ≥17 years).

**Abbreviations:** BL, baseline; EOMP, end of main phase.



**Figure 4** Description of Hemo-Sat<sub>A</sub> scores at each visit (baseline and end of main phase) and mean change in scores for adults treated prophylactically during pathfinder™2. **Notes:** The Hemo-Sat questionnaire is an instrument designed specifically to assess TS in patients with hemophilia. The Hemo-Sat<sub>A</sub> is a version for adults aged ≥17 years). **Abbreviations:** BL, baseline; EOMP, end of main phase.

patients aged 0–11 years (guardian™3). The patients who participated in these trials had similar overall HRQoL, as measured by the total Haemo-QoL/Haem-A-QoL score at baseline, compared to patients in the pathfinder™ trials at baseline. Both the guardian™ and the pathfinder™ trials showed similar trends of improvements or maintained overall HRQoL during the course of their respective trials for all age groups. The only exception was that children aged 4–7 years and their parents in the guardian™3 trial reported no change in the overall HRQoL during the trial, while both children and their parents reported substantial improvement in the overall HRQoL in the pathfinder™5 trial. In the guardian™ and pathfinder™ trials, patients entered their respective trial with a good HRQoL, which leaves little room for improvement in HRQoL during the duration of the trial.

In the A-LONG study in which adult hemophilia A patients were treated with another EHL product, a recombinant factor VIII FC fusion protein on a prophylactic (weekly prophylaxis or individualized prophylaxis) or episodic (as needed) regimen, significant HRQoL changes between baseline and 28 weeks follow-up were found only for the individualized prophylaxis arm in the Haem-A-QoL “Physical Health” domain and the “Total Score”.<sup>19</sup> In contrast in the pathfinder™2 trial, significant mean HRQoL changes between baseline and the end of the main phase were seen in the prophylaxis arm for the Haem-A-QoL domains “Physical Health”, “Feeling”, “View”, “Work”, and the “Total Score”.

Parents of children and adolescents as well as adult patients reported high levels of TS at baseline, indicating high satisfaction with treatment received prior to entering the trial. Similarly, they showed high levels of TS with N8-GP, as measured by the Hemo-Sat scores at the end of

the main phase. When examining the change in Hemo-Sat scores, the TS levels were either comparable between N8-GP and the previous treatment or higher for N8-GP, suggesting potentially higher TS with the new drug. However, caution should be applied when interpreting these findings, as previous works have found that the expectation of treatment received prior to entering a trial may not match up with the expectation of the treatment received during the trial.<sup>20,21</sup> The claim of increased TS for N8-GP, however, can be supported with the low median ABR reported for pathfinder™5 and for pathfinder™2.<sup>12,13</sup>

Several limitations of the analysis should be highlighted. The study of HRQoL within the pathfinder™ clinical trials is hindered by the lack of randomization and blinding which results in the loss of a comparator arm and potential bias based on preconceived ideas of efficacy. Small sample sizes and missing data are also problematic, especially in the younger age groups in the pathfinder™ trials.

It has been previously shown that age is a predictor of HRQoL among individuals with severe hemophilia, where older individuals are more likely to report poorer HRQoL on the generic 36-Item Short Form Survey (SF-36) and European Quality of Life 5 dimensions (EQ-5D).<sup>22,23</sup> In this study, HRQoL was analyzed separately for each age group, as individual’s experiences vary dependent on age. This was reflected by the multiple age-specific versions of the Haemo-QoL/Haem-A-QoL. The association between change in HRQoL and change in ABR could not be completed due to the absence of baseline ABR data. Finally, the analyses of HRQoL are based on a relatively short or limited exposure with N8-GP (26 weeks for pathfinder™5 and up to 76 weeks for pathfinder™2).

Despite these challenges, there is limited knowledge on HRQoL among patients with hemophilia A, especially



in the youngest subgroups. Therefore, even with a limited sample size, this study contributes to the understanding of the HRQoL of hemophilia patients, specifically focusing on the potential differences in HRQoL in patients receiving EHL FVIII replacement therapy. Further longitudinal data may be obtained based on the extension phase of these trials to understand the long-term usage of EHL FVIII replacement therapies. As newer EHL therapies entering the market aim to reduce the number of injections and to increase trough levels, future analyses can examine if the frequency of dosing (bi-weekly vs every 4 days) or trough level impact HRQoL.

## Conclusion

Treatment with N8-GP resulted in a good disease-specific HRQoL of children, adolescents, and adults with severe hemophilia A. While most patients entered their respective trials with a good disease-specific HRQoL, the HRQoL of patients was either maintained or further improved when treated with N8-GP. Adults and parents of children and adolescents further reported high levels of treatment satisfaction with N8-GP.

## Data sharing statement

On reasonable request, the subject level analysis data sets for the research presented in the publication are available by contacting Andrea Landorph. Individual participant data will be shared in data sets in a de-identified/anonymized format. The study protocol and redacted Clinical Study Report (CSR) will be available according to Novo Nordisk data sharing commitments. The accessibility data will be available permanently after research completion and approval of product and product use in both the EU and US.

## Ethics approval

Both trials were approved by relevant independent ethics committees, institutional review boards, regulatory authorities (Table S2) and conducted in accordance with the Declaration of Helsinki and Good Clinical Practice. Both trials were registered in [ClinicalTrials.gov](https://clinicaltrials.gov) (NCT01731600 and NCT01480180).

## Acknowledgments

This study was funded by Novo Nordisk A/S Denmark. The authors thank all participating investigators, patients, and trial staff. The authors also thank Jeremy Lambert (Mapi) for medical writing assistance and editorial support in the manuscript preparation and Frank Driessler (Novo Nordisk) for their critical review during manuscript preparation.

## Author contributions

LJR, SK, JO, and HT were principal investigators and enrolled and cared for patients during the trial. TPP conducted the analyses of the data, interpreted the data, and wrote and revised the manuscript. AL provided clinical input for the data analysis. XYL provided input for the analysis and interpretation of PRO data. SvM is the developer of the Haemo-QoL, Haem-A-QoL, and Hemo-Sat questionnaires and provided input for the analysis and interpretation of PRO data. All authors contributed to data analysis, drafting and revising the article, gave final approval of the version to be published, and agree to be accountable for all aspects of the work.

## Disclosure

LJR was a paid consultant for Bayer, CSL Behring, Genentech, and Green Cross Inc. LJR also reports personal fees from Bayer, personal fees from Roche, outside the submitted work. SK has received grant/research support from Bayer, Bioverativ, Daiichi Sankyo, Grifols, and Novo Nordisk, and served on speaker/advisory boards for Bayer, Bioverativ, and Novo Nordisk. SK also reports research support as the local principal investigation from Bayer, Bioverativ, Daiichi Sankyo, Grifols, and Novo Nordisk, and work on advisory boards for Bayer, Bioverativ, and Novo Nordisk. JO has received grant/research support from Novo Nordisk and Baxter, Bayer, Biotest, CSL Behring, Grifols, Octapharma, and Pfizer, outside the submitted work, and has received personal fees and acted as a speaker for Baxter, Bayer, Biogen Idec, Biotest, CSL Behring, Grifols, Novo Nordisk, Octapharma, Swedish Orphan Biovitrum, and Pfizer. JO also reports grants and personal fees from Bayer, grants and personal fees from Biotest, personal fees from Chugai, grants, personal fees from CSL Behring, personal fees from Grifols, grants and personal fees from Novo Nordisk, grants and personal fees from Octapharma, personal fees from Pfizer, personal fees from Roche, personal fees from SOBI, and grants and personal fees from Shire, outside the submitted work. HT has received honoraria for speaking or participated in scientific advisory boards or symposia from Baxalta/Shire, Bayer, Biogen, Bioverativ, Chugai Pharmaceutical, CSL Behring, Kaketsuken, Novo Nordisk, and Pfizer, and grants from CSL Behring. AL and XYL are employees of Novo Nordisk A/S. SvM is the developer of the HRQoL and treatment satisfaction questionnaires (Haemo-QoL, Haem-A-QoL and Hemo-Sat) used in the study and a consultant of Novo Nordisk. TPP was a paid consultant for Novo Nordisk A/S.

as an employee of ICON plc (formerly Mapi). The authors report no other conflicts of interest in this work.

## References

1. Srivastava A, Brewer AK, Mauser-Bunschoten EP, et al. Guidelines for the management of hemophilia. *Haemophilia*. 2013;19(1):e1–e47. doi:10.1111/j.1365-2516.2012.02909.x
2. van Genderen FR, Fischer K, Heijnen L, et al. Pain and functional limitations in patients with severe haemophilia. *Haemophilia*. 2006;12(2):147–153. doi:10.1111/j.1365-2516.2006.01203.x
3. Witkop M, Guelcher C, Forsyth A, et al. Treatment outcomes, quality of life, and impact of hemophilia on young adults (aged 18–30 years) with hemophilia. *Am J Hematol*. 2015;90(Suppl 2):S3–S10. doi:10.1002/ajh.24220
4. Holstein K, von Mackensen S, Bokemeyer C, Langer F. The impact of bleeding disorders on the socioeconomic status of adult patients. Results of a comparative single centre cohort study. *Hamostaseologie*. 2017;99:99. doi:10.5482/HAMO-16-12-0047
5. Mannucci PM, Franchini M. Present and future challenges in the treatment of haemophilia: a clinician's perspective. *Blood Transfusion*. 2013;11(Suppl 4):s77–s81. doi:10.2450/2013.012s
6. Mahlangu J, Young G, Hermans C, Blanchette V, Berntorp E, Santagostino E. Defining extended half-life rFVIII – a critical review of the evidence. *Haemophilia*. 2018;24(3):348–358. doi:10.1111/hae.13438
7. du Treil S, Rice J, Leissinger CA. Quantifying adherence to treatment and its relationship to quality of life in a well-characterized haemophilia population. *Haemophilia*. 2007;13(5):493–501. doi:10.1111/j.1365-2516.2007.01526.x
8. Duncan N, Shapiro A, Ye X, Epstein J, Luo MP. Treatment patterns, health-related quality of life and adherence to prophylaxis among haemophilia A patients in the United States. *Haemophilia*. 2012;18(5):760–765. doi:10.1111/j.1365-2516.2012.02813.x
9. Gringeri A, Lundin B, von Mackensen S, Mantovani L, Mannucci PM. A randomized clinical trial of prophylaxis in children with hemophilia A (the ESPRIT Study). *J Thromb Haemost*. 2011;9(4):700–710. doi:10.1111/j.1538-7836.2011.04214.x
10. Manco-Johnson MJ, Abshire TC, Shapiro AD, et al. Prophylaxis versus episodic treatment to prevent joint disease in boys with severe hemophilia. *N Engl J Med*. 2007;357(6):535–544. doi:10.1056/NEJMoa067659
11. Tiede A, Brand B, Fischer R, et al. Enhancing the pharmacokinetic properties of recombinant factor VIII: first-in-human trial of glycoPEGylated recombinant factor VIII in patients with hemophilia A. *J Thromb Haemost*. 2013;11(4):670–678. doi:10.1111/jth.12161
12. Meunier S, Alamelu J, Ehrenforth S, et al. Safety and efficacy of a glycoPEGylated rFVIII (turoctocog alpha pegol, N8-GP) in paediatric patients with severe haemophilia A. *Thromb Haemost*. 2017;117(9):1705–1713. doi:10.1160/TH17-03-0166
13. Giangrande P, Andreeva T, Chowdary P, et al. Clinical evaluation of glycoPEGylated recombinant FVIII: efficacy and safety in severe haemophilia A. *Thromb Haemost*. 2017;117(2):252–261. doi:10.1160/TH16-06-0444
14. von Mackensen S, Bullinger M, Haemo-QoL Group. Development and testing of an instrument to assess the quality of life of children with haemophilia in Europe (Haemo-QoL). *Haemophilia*. 2004;10(Suppl 1):17–25. doi:10.1111/j.1355-0691.2004.00875.x
15. von Mackensen S, Gringeri A. Quality of life in hemophilia. In: Preedy V, Watson R, editors. *Handbook of Disease Burdens and Quality of Life Measures*. New York, NY: Springer; 2010:1895–1920.
16. von Mackensen S, Gringeri A, Mantovani L. Development and validation of the first treatment satisfaction scale for adult haemophiliacs (Hemo-SatA). *Haemophilia*. 2004;10(Suppl 3):126.
17. von Mackensen S, Gringeri A, Skovlund S. Assessment of treatment satisfaction in patients with haemophilia – development and validation of the first disease-specific questionnaire (Hemo-SatA). *J Thromb Haemost*. 2005;3(Suppl):1.
18. Santagostino E, Lentz SR, Busk AK, Regnault A, Iorio A. Assessment of the impact of treatment on quality of life of patients with haemophilia A at different ages: insights from two clinical trials on turoctocog alfa. *Haemophilia*. 2014;20(4):527–534. doi:10.1111/hae.12371
19. Wyrwich KW, Krishnan S, Auguste P, et al. Changes in health-related quality of life with treatment of longer-acting clotting factors: results in the A-LONG and B-LONG clinical studies. *Haemophilia*. 2016;22(6):866–872. doi:10.1111/hae.12987
20. Rofail D, Regnault A, Baladi J-F, Berdeaux G. Assessing treatment satisfaction during a product's lifecycle to facilitate market access: definitions, frameworks, and measurement. *ISPOR Connect*. 2010;16(3):7–10.
21. Shikar R, Rentz AM. Satisfaction with medication: an overview of conceptual, methodologic, and regulatory issues. *Value Health*. 2004;7(2):204–215. doi:10.1111/j.1524-4733.2004.72252.x
22. Miners AH, Sabin CA, Tolley KH, Jenkinson C, Kind P, Lee CA. Assessing health-related quality-of-life in individuals with haemophilia. *Haemophilia*. 1999;5(6):378–385.
23. Gringeri A, von Mackensen S, Auerswald G, et al. Health status and health-related quality of life of children with haemophilia from six West European countries. *Haemophilia*. 2004;10(Suppl 1):26–33.

## Supplementary materials

**Table S1** Description of Haemo-QoL and Haem-A-QoL domains

Domains	Haemo-QoL-I (4–7 years)	Haemo-QoL-II (8–12 years)	Haemo-QoL-III (13–16 years)	Haem-A-QoL (≥ 17 years)
Physical health	Related to the level of joint pain and other issues related to physical health			
Feeling	Related to emotional wellbeing, including feeling worried, sad, lonely, etc., due to hemophilia			
View	Related to the attitude toward others and the impact of hemophilia on ability to do things			
Family	Related to the level of overprotection from parents and impact of hemophilia on family life			–
Friend	Related to relationship with friends and ability to talk with them about hemophilia			–
Others	Related to feeling different from others and the attitude and behavior of others			–
Perceived support	–	Related to consideration and understanding from others in relation to hemophilia		–
Dealing	–	Related to the recognition and control of symptoms, and acceptance of disease		
Sport and preschool/school	Related to participating in different types of physical and leisure activities and intellectual activities in/outside school			
Treatment	Related to the satisfaction with and acceptance of the treatment, healthcare management, and injection-related constraints			
Future	–		Related to health and well-being in the future due to hemophilia	
Relationships	–		Related to romantic partnership due to hemophilia	
Work and school	–			Relating to participating in work/school activities
Family planning	–			Relating to starting and caring for a family
Total	8 domains	10 domains	12 domains	10 domains

**Table S2** Pathfinder™2 and Pathfinder™5 ethics committee approval list

Pathfinder™2 ethics committee approval list	
Country	Institutional review boards name
Australia	RCH Human Research Ethics Committee
	Royal Children's Hospital Melbourne
	Flemington Road, Parkville
	VIC 3052
Australia	Sydney Local Health District Ethics Review Committee (RPAH Zone)
	Research Development Office
	Royal Prince Alfred Hospital
	Missenden Road, Camperdown
	NSW 2050
Brazil	Comitê de Ética em Pesquisa – CEP
	HEMORIO
	R. Frei Caneca, 8 – CEP 20211-030 – Rio de Janeiro/RJ
Brazil	Comitê de Ética em Pesquisa do Hospital
	De Transplante Eurycles de Jesus
	Zerbini
	Av. Brigadeiro Luis Antonio, 2651 – 2°
	Andar – CEP 01401-901 – São Paulo – SP

(Continued)

**Table S2** (Continued)

Country	Institutional review boards name
Brazil	Comitê de Ética em Pesquisa em Seres Humanos da Faculdade de Ciências
	Médicas – UNICAMP/SP
	Rua Tessália Vieira de Camargo, 126 –
	Cidade Universitária Zeferino Vaz –
	Barão Geraldo
	CEP 13083-887 – Campinas – SP
Brazil	Comitê de Ética em Pesquisa em Seres Humanos do Hospital de Crianças César
	Pernetta e Hospital Pequeno Príncipe –
	PR
	Rua Desembargador Motta, 1070 – CEP
	80250-060 – Curitiba – PR
Bulgaria	Ethics Committee for Multicentre Clinical Trials
	5 Sveta Nedelya square
	Sofia 1000
Croatia	Central Ethics Committee
	Ksaverska cesta 4
	10 000 Zagreb, Croatia

(Continued)

Table S2 (Continued)

Country	Institutional review boards name
Denmark	De Videnskabsetiske Komiteer for
	Region Midtjylland
	Skottenborg 26
	8800 Viborg
Denmark	Region Hovedstaden
	De Videnskabsetiske Komiteer for
	Region Hovedstaden
	Kongens Vænge 2 3400 Hillerød
France	Comité de Protection des Personnes Ile
	De France II
	Centre Universitaire des Saints-Pères
	45 rue des Saints-Pères 75006 Paris
Germany	Ethik-Kommission des Fachbereichs
	Medizin der Johann-Wolfgang-Goethe
	Universität
	Theodor-Stern-Kai 7 60590 Frankfurt/M.
Hungary	Medical Research Council Committee for Clinical Pharmacology
	H-1051 Budapest, Arany J. u. 6-8.
Israel	Chairman of Helsinki Committee
	Sheba Medical Center
	Tel Hashomer
Italy	Comitato Etico aziendale dell'Azienda
	Ospedaliero-Universitaria S. Maria della
	Misericordia di Udine
	Via Colugna 50
	33100 Udine
Italy	Comitato Etico Locale Azienda
	Ospedaliero-Universitaria Careggi
	Pad. 3 Nuovo Ingresso Careggi –
	Didattica II piano stanze 211-212
Italy	Comitato Etico per la sperimentazione
	Clinica della provincia di Vicenza
	Via Rodolfi 37
	36100 Vicenza
Italy	Comitato Etico
	Ospedale Maggiore Policlinico,
	Mangiagalli e Regina Elena di Milano
	Via Francesco Sforza 28
	20122 Milano
Japan	IRB of Gosyozuka Clinic
	1-21-4, Gosyozuka, Miyamae-ku,
	Kawasaki-shi, Kanagawa, 216-0021

(Continued)

Table S2 (Continued)

Country	Institutional review boards name
Japan	IRB of Hiroshima University Hospital
	1-2-3 Kasumi, Minami-Ku,
	Hiroshima-shi, Hiroshima, 734-8551
Japan	IRB of Jichi Medical University Hospital
	3311-1 Yakushiji, Shimotsukeshi,
	Tochigi, 329-0498
Japan	IRB of Nagoya University Hospital
	65 Tsurumai-cho, Showaku,
	Nagoya-shi, Aichi, 466-8560
Japan	IRB of Nara Medical University Hospital
	840 Shijo-cho, Kashiharashi,
	Nara, 634-8522
Japan	IRB of Ogikubo Hospital
	3-1-24, Imagawa, Suginami-ku,
	Tokyo, 167-0035
Japan	IRB of Research Hospital of the Institute of Medical Science, The University of Tokyo
	4-6-1, Shirokanedai, Minato-ku,
	Tokyo, 108-8639
Japan	IRB of Shizuoka Children's Hospital
	860 Urushiyama, Aoi-ku,
	Shizuoka-shi, Shizuoka, 420-8660
Japan	IRB of St Marianna University School of Medicine Hospital
	2-16-1 Sugao Miyamae-ku,
	Kawasaki-shi, Kanagawa, 216-8511
Japan	IRB of Tokyo Medical University Hospital
	6-7-1 Nishishinjuku, Shinjuku-ku,
	Tokyo, 160-0023
Japan	IRB of University Hospital of Occupational And Environmental Health
	1-1, Iseigaoka, Yahata-nishi-ku,
	Kitakyushu-shi, Fukuoka, 807-8555
Korea	Eulji University Hospital's
	Institutional Review Board
	Daejeon Eulji University Hospital
	1306, Dun-san 2-Dong, Seo-Gu, Daejeon 302-799, Republic of Korea
Malaysia	Medical Research & Ethics Committee
	National Institute of Health
	D/A Institut Pengurusan Kesihatan
	Jalan Rumah Sakit, Bangsar, 59000 Kuala Lumpur

(Continued)

Table S2 (Continued)

Country	Institutional review boards name
Norway	Regional komité for medisinsk og
	Helsefaglig forskningsetikk,
	REK sør-øst C
	Gullhaugveien 1-3,
	NO-0484 Oslo
Russia	Ethics Committee at Ministry of Health of the Russian Federation
	3, Rakhmanovsky lane, 127051
	Moscow
Spain	Committee Hospital Universitario La
	Paz
	Paseo de la Castellana, 261
	28046 Madrid
Spain	Ethics and Biomedic Committee of
	Andalucia
	CCEIBA
	Consejería de Salud
	Secretaría General de Calidad y
	Modernización
	Comité Autonómico de Ensayos Clínicos
	Avd. Innovación s/n. Edificio Arena I
Sweden	41020 – Sevilla
	Regionala etikprövningsnämnden i Lund
	Box 133
Switzerland	221 00 Lund
	Commission cantonale (VD) d'éthique de
	la recherche sur l'être humain
	Avenue. de Chailly 23
Switzerland	1012 Lausanne
	Commission cantonale d'éthique de
	la recherche sur l'être humain HUG
	Rue Gabriel-Perret-Gentil 4
Switzerland	1211 Genève 14
	Kantonale Ethikkommission (KEK)
	Stampfenbachstrasse 121
Taiwan	8090 Zürich
	Changhua Christian Hospital
	Institutional Review Board
	Center for Clinical Trials, Child
	Building, No 135, Nanshao Street,
Taiwan	Changhua 500, Taiwan (R.O.C)
	National Taiwan University Hospital
	Research Ethics Committee
	No 1 Changde St., Zhongzheng Dist,
Taiwan	Taipei City 100, Taiwan (R.O.C)

(Continued)

Table S2 (Continued)

Country	Institutional review boards name
the Netherlands	Erasmus MC
	Medische Ethische Toetsings Commissie
	Dr Molewaterplein 50
	3015 GE Rotterdam
Turkey	Ege University Medical Faculty Clinical
	Research Ethics Committee
	Ege University Medical Faculty
	Dean's Office 2nd Floor
UK	Bornova İZMİR 35100
	Basingstoke and North Hampshire
	Hospitals NHS Foundation Trust
	Research & Development
	Rm 32, F Floor
	Aldermaston Road
UK	Basingstoke
	RG24 9NA
	Cardiff and Vale University Local Health
	Board
	Second Floor, Tower Block Two, Room 3
	University Hospital of Wales
UK	Heath Park
	Cardiff
	CF14 4XN
	London – Hampstead
	Health Research Authority
	National Research Ethics Service (NRES)
UK	Ground Floor
	Skipton House
	80 London Road
	London
	SE1 6LH
	Oxford University Hospitals NHS Trust
UK	Research and Development Department
	Joint Research Office, Block 60
	Churchill Hospital
	Old Road
	Headington
	Oxford, OX3 7LJ
UK	Royal Free Hampstead NHS Trust
	Research & Development
	Royal Free Hospital
	Pond Street
	London
	NW3 2QG

(Continued)



Table S2 (Continued)

Country	Institutional review boards name
UK	Sheffield Teaching Hospitals NHS
	Foundation Trust
	305 Western Bank
	Sheffield
	S10 2TJ
UK	The Joint Clinical Trials Office
	16th Floor Tower Wing
	Guy's Hospital
	Great Maze Pond
	SE1 9RT
US	Arizona Hemo & Throm Center at
	Phoenix Children's Hospital 1919 E
	Thomas Rd
	Phoenix, AZ 85016-7710
US	Children's Hospital 200 Henry Clay Ave
	Ste 3203
	New Orleans, LA 70118-5720
US	Children's Hospital Boston
	300 Longwood Ave
	Boston, MA 02115
US	Children's Hospitals and Clinics of
	Minnesota 2530 Chicago Avenue South
	Mail Stop CSC 220
	Minneapolis, MN 55404
US	Children's Hospital Michigan 87 East
	Canfield
	Second Floor
	Detroit, MI 48201
US	Childrens Hospital of Philadelphia Research
	Institute
	3535 Market St
	Suite 1200
	Philadelphia, PA 19104
US	Children's Hospital of the Kings Daughters
	721 Fairfax Avenue
	Andrews Hall
	Suite 128
	Norfolk, VA 23507
US	Children's Medical Center One Children's
	Plaza
	Dayton, OH 45404
US	Children's National Medical Center 35357
	7th Avenue SW
	Olympia, WA 98502-5010

(Continued)

Table S2 (Continued)

Country	Institutional review boards name
US	Cincinnati Children's Hospital Medical
	Center 3333 Burnett Ave
	MLC 5020
	Cincinnati, OH 45229
US	Georgetown University Hospital 3900
	Reservoir Road NW
	SW104 Medical Dental Building
	Washington, DC 20057
US	GHSU Adult Hemophilia Center 7063
	Columbia Gateway Drive
	Suite 110
US	Harbor-UCLA Medical Center 1124
	West Carson Street
	Torrance, CA 90502-2004
US	Hemophilia Treatment Center 35357 7th
	Ave SW
	Olympia, WA 98502
US	Johns Hopkins University
	1620 McElderry Street
	Reed Hall, Suite B-130
	Baltimore, MD 21205
US	Medical University of SC Harborview
	Office Tower
	19 Hagood Avenue
	Suite 601 MSC 857
US	Charleston, SC 29425
	Michigan State University 207 Olds Hall
US	East Lansing, MI 48824
	Miller Children's Hospital Long Beach
	2801 Atlantic Ave
US	Long Beach, CA 90806
	Nemours Children's Clinic Orlando
	Hematology/Oncology 807 Children's
US	Way
	Jacksonville, FL 32207
US	OHSU 3181 SW Sam Jackson Park Road
	Portland, OR 97239
US	Pediatric Hemophilia Program University
	UPR Medical Science Campus – IRB
	Main Building
	2nd Floor office A-236
	PO Box 365067
	San Juan, PR 00936-5067

(Continued)

Table S2 (Continued)

Country	Institutional review boards name
US	Providence Sacred Heart Medical Center & Children's Hospital Fifth & Browne Medical Center 104 West Fifth Ave Suite 200W Spokane, WA 99204
	St Christophers Hospital for Child 1601 Cherry St 3 Parkway Building Suite 10444 Philadelphia, PA 19102
	St Lukes Mtn States Tmr Institue 190 East Bannock St. Boise, ID 83712
	St Michael's Medical Center St Michael's Medical Center IRB 111 Central Avenue Newark, NJ 07102
	Tampa Children's Hospital 3001 West Dr. Martin Luther King Jr. Blvd Tampa, FL 33607
US	Texas Children's Hospital One Baylor Plaza #600D Houston, TX 77030
	The Gulf States Hemophilia & Thrombophilia Center Cheaspeake Research Review, Inc. 7063 Columbia Gateway Dr Suite 110 Columbia, MD 211046
US	U.C. Davis Hemophilia Research Center 2921 Stockton Blvd. CTSC Bldg. Suite 1400 Rm 1429 Sacramento, CA 95817
	University of Nebraska Medical Center Academic and Research Services Building 3000 987830 Nebraska Medical Center Omaha, NE 68198
US	University of Virginia Hospital UVA Institutional Review Board for Health Science Research P.O. Box 80043 Charlottesville, VA 22908
	Vanderbilt Hemost-Throm Clinic 504 Oxford House Nashville, TN 37232-6869
US	WIRB 3535 7th Ave SW Olympia, WA 98502

(Continued)

Table S2 (Continued)

Pathfinder™ 5 ethics committee approval list	
Country	Institutional review boards name
Canada	The Hospital for Sick Children 555 University Avenue Toronto, ON M5G 1X8
	CPP SUD-OUEST et OUTRE-MER IV Centre Hospitalier ESQUIROL Cabanis Haut 15 rue du Docteur Marcland 87025 LIMOGES CEDEX
	Ethik-Kommission der Ärztelkammer Nordrhein Tersteegenstraße 9 40474 Düsseldorf
Greece	General Hospital of Thessaloniki "Ippokrateio" 49, Konstantinoupoleos str, Athens, GR- 54642
	General Paediatric Hospital of Athens "Agia Sofia" Thivon & Papadiamantopoulou str, Goudi, Athens, GR-11527
Israel	Chairman of Helsinki Committee Sheba Medical Center Tel Hashomer
	Comitato Etico per la sperimentazione clinica della provincia di Vicenza Via Rodolfi 37 36100 Vicenza
Japan	IRB of Ogikubo Hospital, Address: 3-1-24, Imagawa, Suginami-ku, Tokyo, 167-0035 Japan
	IRB of University Hospital of Occupational and Environmental Health, Address: 1-1, Iseigaoka, Yahata-nishi-ku, Kitakyushu, Fukuoka, 807-8555, Japan
Lithuania	Lithuanian Bioethics Committee Didzioji str 22 LT-01128 Vilnius
	Medical Research & Ethics Committee National Institute of Health D/A Institut Pengurusan Kesihatan Jalan Rumah Sakit, Bangsar 59000 Kuala Lumpur

(Continued)

Table S2 (Continued)

Country	Institutional review boards name
Portugal	Comissão de Ética para a Investigação Clínica
	Parque da Saúde de Lisboa
	Av. do Brasil, 53 Pav. 17A
	1749-004 Lisboa
Switzerland	Comitato Etico Cantonale
	c/o Ufficio di Sanità
	Via Orico 5
	CH-6501 Bellinzona
Switzerland	Ethikkommission des Kantons Luzern
	Dienststelle Gesundheit
	Meyerstrasse 20
	Postfach 3439
	CH-6002 Luzern
Switzerland	Ethikkommission Nordwest- und
	Zentralschweiz (EKNZ)
	Hebelstrasse 53
	CH-4056 Basel
Switzerland	Kantonale Ethikkommission Zürich
	Abteilung B
	Stampfenbachstrasse 121
	CH-8090 Zürich
Turkey	Kocaeli Universitesi Klinik Arastirmalar Etik Kurulu
	Kocaeli Universitesi Klinik Arastirmalar Birimi
	Umuttepe Yerleşkesi – Kocaeli
Ukraine	The Ethic Committee of SI "Institute of Urgent and Recovery Surgery n.a. V.K Gusak, NAMS of Ukraine."
	45, gen. Chuprynyk str., Lviv 49004, Ukraine
Ukraine	The Ethic Committee SI "Institute of blood pathology and transfusion medicine of NAMS"
	45, gen. Chuprynyk str., Lviv 49004
UK	Central Ethics
	North East – Newcastle and North
	Tyneside I REC,
	Room 002, TEDCO Business Centre,
	Rolling Mill Road,
	Jarrow,
UK	NE32 3DT
	Clinical Research Network South London
	16th Floor BRC Facility
	Guy's Tower, Guy's Hospital
	Great Maze Pond
UK	London SE1 9RT
	King's Health Partners
	Clinical Trials Office
	Floor 16, Tower Wing
	Great Maze Pond
UK	London SE1 9RT

(Continued)

Table S2 (Continued)

Country	Institutional review boards name
UK	Oxford University Hospitals NHS Trust
	From the R&D Level
	OxH Research & Development
	Joint Research Office, Block 60
	Churchill Hospital
	Old Road, Headington
UK	Oxford OX3 7LJ
	University Hospitals of Leicester NHS
	Trust
	Research & Development Office
	Leicester General Hospital
	Gwendolen Road
US	Leicester
	LE5 4PW
	Arizona Hemo & Throm Center at
	Phoenix Childrens Hospital
US	1919 E Thomas Rd
	Phoenix, AZ 85016-7710
	Children's Hospital of Philadelphia
	11th Floor, CTRB 11200-28
US	3501 Civic Center Blvd.
	Philadelphia, PA 19104
	Children's Hospitals and Clinics of Minnesota
	2525 Chicago Avenue S.
US	CSC-175
	Minneapolis, MN 55404
	Louisiana State University Health
	Sciences Center
US	433 Bolivar street
	Suite 206D
	New Orleans, LA 70112
	Medical University of South Carolina
US	Hematology/Pathology
	165 Ashley Ave
	Charleston, SC 29425
	North Shore Long Island Jewish Medical
US	Center
	270-05 76th Ave
	Suite 358
	New Hyde Park, NY 11040
US	Pediatric Hemophilia Program
	University
	Pediatric Hospital 2nd Floor Office
	2-25 Rio Piedras Medical Center
US	San Juan, PR 00935

(Continued)

**Table S2** (Continued)

Country	Institutional review boards name
US	Texas Children's Hospital
	6621 Fannin Street
	Houston, TX 77030
US	University of Virginia Medical Center
	1221 Lee St
	4th Floor, Primary Care Center
	Charlottesville, VA 22908
US	Vanderbilt Hemost-Throm Clinic
	2200 Children's Way, 6105 DOT
	Nashville, TN 37232-9830
US	Western Institutional Review Board
	3535 7th Avenue SW
	Olympia, WA 98502-5010

## Patient Preference and Adherence

Dovepress

### Publish your work in this journal

Patient Preference and Adherence is an international, peer-reviewed, open access journal that focuses on the growing importance of patient preference and adherence throughout the therapeutic continuum. Patient satisfaction, acceptability, quality of life, compliance, persistence and their role in developing new therapeutic modalities and compounds to optimize

clinical outcomes for existing disease states are major areas of interest for the journal. This journal has been accepted for indexing on PubMed Central. The manuscript management system is completely online and includes a very quick and fair peer-review system, which is all easy to use. Visit <http://www.dovepress.com/testimonials.php> to read real quotes from published authors.

Submit your manuscript here: <http://www.dovepress.com/patient-preference-and-adherence-journal>