

# Effects of Maturation Stage on Sprinting Speed Adaptations to Plyometric Jump Training in Youth Male Team Sports Players: A Systematic Review and Meta-Analysis

Ana Filipa Silva<sup>1,3</sup>, Rodrigo Ramirez-Campillo<sup>4</sup>, Halil İbrahim Ceylan<sup>5</sup>, Hugo Sarmento<sup>6</sup>, Filipe Manuel Clemente<sup>1,2,7</sup>

<sup>1</sup>Escola Superior Desporto e Lazer, Instituto Politécnico de Viana do Castelo, Rua Escola Industrial e Comercial de Nun'Álvares, Viana do Castelo, 4900-347, Portugal; <sup>2</sup>Research Center in Sports Performance, Recreation, Innovation and Technology (SPRINT), Melgaço, 4960-320, Portugal; <sup>3</sup>The Research Centre in Sports Sciences, Health Sciences and Human Development (CIDESD), Vila Real, 5001-801, Portugal; <sup>4</sup>Exercise and Rehabilitation Sciences Laboratory, School of Physical Therapy, Faculty of Rehabilitation Sciences, Universidad Andres Bello, Santiago, Chile; <sup>5</sup>Physical Education and Sports Teaching Department, Kazim Karabekir Faculty of Education, Ataturk University, Erzurum, 25240, Turkey; <sup>6</sup>University of Coimbra, Research Unit for Sport and Physical Activity, Faculty of Sport Sciences and Physical Education, Coimbra, 3040-256, Portugal; <sup>7</sup>Instituto de Telecomunicações, Delegação da Covilhã, Lisboa, 1049-001, Portugal

Correspondence: Ana Filipa Silva, Escola Superior Desporto e Lazer, Instituto Politécnico de Viana do Castelo, Rua Escola Industrial e Comercial de Nun'Álvares, Viana do Castelo, 4900-347, Portugal, Tel +351 258 809 678, Email anafilipa@gmail.com

**Purpose:** To determine the effects of maturation stage (eg, classified in the same intervention protocol as early-, and late-mature) on linear sprinting speed adaptations to plyometric jump training (PJT) in youth (aged <18 years) male team sports players.

**Patients and Methods:** Eligibility criteria was determined based on PICOS: (P) healthy youth male team sport players classified in the same intervention protocol in  $\geq 2$  maturation-related categories, based on a recognized maturation stage-determination method, including (but not limited to) Tanner stage; peak height velocity (eg, Mirwald method); radiography-based method (eg, Fels method); (I) athletes exposed to PJT with a minimum of 4 weeks duration; (C) athletes non-exposed to PJT (non-dedicated intervention, ie, only field-based regular training) or performing a parallel intervention not-related with PJT organized by maturation levels; (O) sprinting speed (eg, time, maximal sprint speed) measured in any linear sprint test trajectories before and after the intervention; (S) only randomized controlled and/or parallel trials. Searches were conducted on December 2021 in EMBASE, PubMed, Scopus, SPORTDiscus and Web of Science, restricted to Portuguese, Spanish and English languages, with no restrictions regarding publication date, and no filters applied. The PEDro scale was used to assess the risk of bias in the included studies. Meta-analysis was computed using the inverse variance random-effects model. The significance level was set at  $p < 0.05$ .

**Results:** The search identified 1219 titles. From those, four studies were selected for qualitative and quantitative synthesis. Four studies provided data for sprinting performance, involving 10 experimental and 8 control groups showing a small effect of trained participants on sprinting performance ( $ES = 0.31$ ;  $p = 0.064$ ;  $I^2 = 41.3\%$ ) when compared to controls. No significant moderator effect was noted for somatic maturity ( $p = 0.473$  between groups).

**Conclusion:** PJT had no significant effect on sprinting performance, although the inclusion criteria partially may explain that.

**Keywords:** plyometric exercise, team sports, athletic performance, youth sports, puberty

## Introduction

Team sports (eg, soccer, rugby, handball, basketball, futsal, volleyball) are typically characterized by an intermittent effort in which low-to-moderate intensities are interspaced by high-intensity demands.<sup>1</sup> Although natural differences exist among team sports, most of them require a multilateral well-developed physical fitness.<sup>2-4</sup> Thus, players must be prepared to sustain efforts (eg, good locomotor profile), while being able to quickly produce force to be able to jump,

accelerate, sprint, change of direction or perform explosive actions such as shooting or kicking.<sup>5-7</sup> These requirements are key to differentiate older vs younger<sup>8,9</sup> and elite vs non-elite.<sup>10,11</sup> Additionally, holding a better physical fitness can be determinant to contribute for a high success in talent identification and selection, mainly after the peak height velocity.<sup>12</sup>

Among the particularities of team sports, performing high-demanding locomotor activities such as sprinting can be critical considering the relationship with important events such as scoring,<sup>13</sup> or quick transitions.<sup>14,15</sup> Thus, for competing faster, holding a better sprinting capacity is required as an example of studies showing significant correlations between locomotor demands occurring in match with the players physical fitness.<sup>16,17</sup> For instance, in young basketball players a lower physical fitness was found to be significantly associated with external variables during simulated matches in different categories (U14, U16 and U18).<sup>16</sup> Also, in rugby, it was found large and positive relationships between the player's maximal speed and both peak running speeds and metabolic power during competition, and large and negative associations between maximal speed and the rate of decline in running speed and metabolic power during competition.<sup>17</sup>

Since sprinting can be determinant, different training methods are employed to increase this ability in male soccer.<sup>18,19</sup> Closer to this ability emerges the capacity to accelerate and decelerate, which is also important in team sports such as basketball and volleyball [eg<sup>20,21</sup>]. Besides the more specific sprinting training (maximum or near-to-maximum running) and sprinting drills (technical focus),<sup>22</sup> other training methods can be used as assisted or resisted sprints,<sup>23</sup> or non-specific training methods as strength and power training.<sup>24,25</sup> Among power training, plyometric jump training (PJT) can be a way to employ a reactive strength training<sup>26</sup> which may positively affect the sprinting performance. One of the facts can be related with the optimization of stretching-shortening cycle (SSC)<sup>27</sup> and reactive strength<sup>26</sup> during PJT, which is prevalent in maximal speed attained in sprinting.<sup>28</sup> Moreover, considering that PJT has been suggested as a method that improves strength performance,<sup>29</sup> could also play a positive transfer for sprinting mechanics.<sup>30</sup>

Soccer is an intermittent-type sport and includes various explosive ballistic actions such as jumping, sudden changes of direction, accelerations, decelerations, and sprinting. Although these explosive actions make up a small percentage of the total match time, they are considered very important for success.<sup>31,32</sup> Sprinting, which is the most common action when scoring goals for young soccer players,<sup>13</sup> is one of the important determinants of high-level youth soccer performance.<sup>33,34</sup> Within a soccer match, such actions repeatedly generate explosive oscillations and impacts, using the SSC, requiring fast force generation and high-power output. In short, almost every explosive movement during a soccer match involves SSC,<sup>35</sup> during which the previously stimulated muscle is first stretched (eccentric action), and then shortened (concentric action). Plyometric exercise appears to be a crucial tool for the implementation of the SSC mechanism.<sup>36,37</sup> Studies have shown that SSC stimulation ensured by plyometric training (PT) programs improves physical performance characteristics such as sprinting,<sup>38,39</sup> changing of direction,<sup>39</sup> strength and peak power output,<sup>40</sup> jumping,<sup>34</sup> and can even reduce the risk of sustaining injuries.<sup>41</sup>

Considering the above-mentioned assumptions, some systematic reviews have been revealing the beneficial effect of PJT on sprinting in team sport players. As an example, a systematic review conducted in soccer players revealed that PJT was significantly effective for improving sprinting performance.<sup>34</sup> Moreover, a meta-analysis performed in different ages and sports (such as American football, gymnastics, basketball, rugby and soccer) also confirmed the effectiveness of PJT which incorporates horizontal acceleration for imprinting sprinting performance.<sup>42</sup> More examples of training effectiveness of PJT can be observed in adult soccer players,<sup>43</sup> handball players<sup>44</sup> or basketball players.<sup>45</sup>

Although solid evidence regarding the effectiveness of PJT for improving sprinting, it seems important to consider some particularities regarding the effectiveness in specific populations. In the case of youth, maturation status can be an important factor that can influence the response to the training stimulus.<sup>46</sup> In fact, growth and maturation play an important influence on the muscle-tendon and neuromuscular adaptations changing the responses to muscle cross-sectional area, fascicle length, pennation angle, or tendon architecture and stiffness.<sup>46</sup> However, the literature is scarce regarding the effects of maturation status on the adaptations to PJT. One of the few examples considering comparisons of PJT effectiveness between different maturation status was conducted in the change-of-ability gains.<sup>47</sup> In this meta-analysis was found that youth players in mid or post stage of maturation were significantly benefitted by PJT in comparison to early mature players.<sup>47</sup>

In the case of sprinting performance, it is expectable to also assist to some differences between maturation status. In fact, maturation seems to play a critical impact on the ability to absorb and produce power while sprinting.<sup>28</sup> Thus, it is also expected to attend to different adaptations to PJT, since neural and morphological conditions are different regarding the maturation status. Despite these expectations, there is no systematic review with meta-analysis that may help to provide general evidence regarding the impact of maturation status on the PJT effectiveness for improving sprinting performance. This can provide an opportunity to define the most appropriate period for introducing PJT in youth, and to identify the conditions to do that. Thus, the aim of this systematic review with meta-analysis was to determine the effects of maturation stage (eg, classified in the same intervention protocol as early-, and late-mature based on Tanner stage or peak height velocity using Mirwald formula or Fels method using radiography-based method) on linear sprinting speed adaptations to PJT in youth (aged <18 years) male team sports players.

## Methods

The current systematic review and meta-analysis was written based on the recommendations of PRISMA 2020 guidelines.<sup>48</sup> The protocol was registered with the International Platform of Registered Systematic Review and Meta-Analysis Protocols with the number 202240006 and the DOI number INPLASY202240006.

## Eligibility Criteria

The eligibility criteria were defined based on PICOS (Table 1). Articles were restricted to those written in Portuguese, Spanish, and English languages, and published as original articles in peer-review journals, with no restrictions regarding publication date, and no filters applied.

**Table 1** Eligibility Criteria Based on PICOS

	Inclusion Criteria	Exclusion Criteria
Population	Healthy youth (aged <18 years for the case of mean value for the group) male team sport athletes classified in the same intervention protocol as early-, and late-mature based on Tanner stage or peak height velocity (Mirwald formula) or Fels method (radiography-based method). The athletes must be part of a competitive team sport and not part of a physical education programme.	Athletes aged ≥18 years. Female participants. Non-team sport athletes (eg, physical education students; individual sports). Players with injury, illness, or imbedded in return-to-play programmes.
Intervention	Plyometric jump training (eg, bilateral and/or unilateral, loaded and/or unloaded) with a minimum of 4 weeks duration.	Upper-body plyometric training (eg, medicine ball throws only). Plyometric jump training combined with other training method (eg, resistance training).
Comparator	At least two maturation stages. Athletes non-exposed to plyometric jump training either passive (non-dedicated intervention, only field-based regular training) or active (alternative training method)	Studies not including in the same research two (early and late) or more maturation stages. Other plyometric jump training group (ie, plyometric jump training vs plyometric jump training without a control group performing alternative approach). Cases of two plyometric jump training groups and a control, were included.
Outcome	Pre-post intervention values of sprinting speed (eg, time measured by photocells and/or optical systems; maximal sprint speed measured by radar gun and/or optical systems) in linear speed test trajectories.	Non sprinting speed outcomes (eg, acceleration; ground contact time). No change-of-direction testes and/or repeated sprint tests. No numerical data reported as mean and standard deviation (or similar values) at pre- or post-intervention moments.
Study design	Randomized controlled and/or parallel trials.	No-randomized and non-controlled studies

## Information Sources

The search for the current systematic review was conducted in the following databases: EMBASE, PubMed, Scopus, SPORTDiscus and Web of Science. Searches were conducted on December 02, 2021. After the conclusion of the automatic search, a manual search was performed using the reference list of the included articles and searching in systematic reviews conducted in similar topics. Systematic reviews were searched in the same databases with the terms “systematic review” OR “reviews” after the regular search strategy. Additionally, we also asked two external experts in plyometric training (with Ph.D. and with publications in indexed journals) for checking the inclusion list of articles and to identify possible articles missing in the list. The experts were found and included based on Expertscape rank for “Plyometric+training” that can be found in the link: <https://www.expertscape.com/ex/plyometric+exercise>

## Search Strategy

Tree text terms and Boolean operators (ie, AND/OR) were applied in the sections of title or abstract, using no filters or limits to conduct the search. The following general search strategy was conducted:

(“team sport\*” OR “soccer” OR “football\*” OR “rugby” OR “futsal” OR “basketball” OR “volleyball” OR “handball” OR “korfbal” OR “baseball” OR “softball” OR “polo” OR “hockey” OR “cricket” OR “lacross” OR “dodgeball” OR “netball” OR “ultimate frisbee”) AND (“plyometric\*” OR “ballistic” OR “stretch-shortening cycle” OR “reactive strength” OR “jump”) AND (“sprint\*” OR “speed” OR “velocity”) AND (male OR men).

## Selection Process

Two co-authors (HS and FMC) independently conducted the selection process, using a specially designed Excel file. Each record was screened (title/abstract), reporting any case of doubt. A third co-author (AFS) participated in a final meeting to discuss possible disagreements between co-authors. The automatic filter of EndNote<sup>TM</sup> 20.1 for Mac (Clarivate<sup>TM</sup>) was used to remove duplicates in the list of references after conducting the searches. The reason for exclusions were registered and organized in the final document.

## Data Collection Process

Two co-authors (AFS and FMC) independently collected data. A third co-author (HS) participated in case of disagreements between co-authors. No automatic tools were used for data collection.

## Data Items

### Primary Outcomes

Sprinting speed (measured in seconds for the case of time or measured in m/s or km/h for the case of maximal sprint speed) was considered as the main outcome. The sprinting time must be obtained in linear trajectories from a minimum of 5-meters to a maximum of 100-meters sprint test. Sprinting time must be obtained using photocells, optical systems, or similar instruments with a high-level of reliability. Specific cases, if any, as stop watches can be included in case of intra and inter-observers' reliability levels presented in the article.

### Secondary Outcomes

Cases of injuries or related adverse event due to PJT were recorded.

### Additional Variables

Experiment-related variables were considered for characterization of the participants and training interventions/control groups. For the characterization of participants, the following information was obtained: (i) chronological age (years); (ii) years of training and competition experience; (iii) competitive level (eg, regional, national); (iv) country; (v) maturation status (early and/or late) criteria based on Tanner scale, peak height velocity and/or Fels method. For the case of training intervention: (i) duration (weeks); (ii) weekly frequency; (iii) adherence to the program; (iv) type of exercise (eg, unilateral, bilateral, loaded, unloaded, combined); (iii) intensity level; (iv) jump box height; (v) number of total jumps completed per session and/or during intervention; (vi) rest type (active/passive) between sets (min); (vii) rest time

between repetitions (s); (viii) rest between sessions; (ix) type of jump surface (eg, unstable, stable, grass); (x) training period of the year (eg, pre-season, in-season). Information about control group included: (i) passive and/or active; and (ii) specification of alternative training method.

### Study Risk of Bias Assessment

The risk of assessment was assessed using the Physiotherapy Evidence Database scale (PEDro) which was developed for randomized-controlled trials.<sup>49</sup> The PEDro scale consists in an eleven-items assessment tool, in which the score of 1 means “yes” and 0 means “no”. The final score consists in the sum of scores from item 2 to item 11. The item one “eligibility criteria were specified” is not considered for the final score calculation. The PEDro scale was independently used by two of the co-authors (AFS and FMC) to assess and classify the included articles. After the independent assessment, the two lists were compared and discussed with a third author (HS) aiming to solve possible disagreements by discussion.

## Effect Measures and Synthesis Methods

A previous established method was followed,<sup>19,34</sup> which the analyze and interpretation of results were only accompanied in the case of at least three studies provided baseline and follow-up data for the same measure. To estimate the effect size (ES; Hedge's  $g$ ) for each outcome measure in the maturation groups, pre-training and post-training mean and standard deviations (SD) for dependent variables were used. Data were standardized using post-intervention SD values. The random-effects model was used to account for differences between studies that might impact the PJT-based effect.<sup>50,51</sup> The ES values undertaken 95% confidence intervals (CI). Estimated ES were interpreted as followed: <0.2, trivial; 0.2–0.6, small; >0.6–1.2, moderate; >1.2–2.0, large; >2.0–4.0, very large; >4.0, extremely large.<sup>52</sup> Heterogeneity was measured using the  $I^2$  statistic, being considered as i) low, with values of <25%, ii) when the values were between 25–75% was moderate, and iii) high levels of heterogeneity are considered with >75%.<sup>53</sup> The risk of bias was investigated using the extended Egger's test.<sup>54</sup> When it was present, the trim and fill method was used,<sup>55</sup> in which case L0 characterizes the default estimator for missing studies.<sup>56</sup> All analyses were conducted using the Comprehensive Meta-Analysis software (version 2; Biostat, Englewood, NJ, USA). Statistical significance was fixed at  $p \leq 0.05$ . Moderators related with training frequency, training type, or team sport can be considered in case of two or more studies.

## Results

### Study Selection

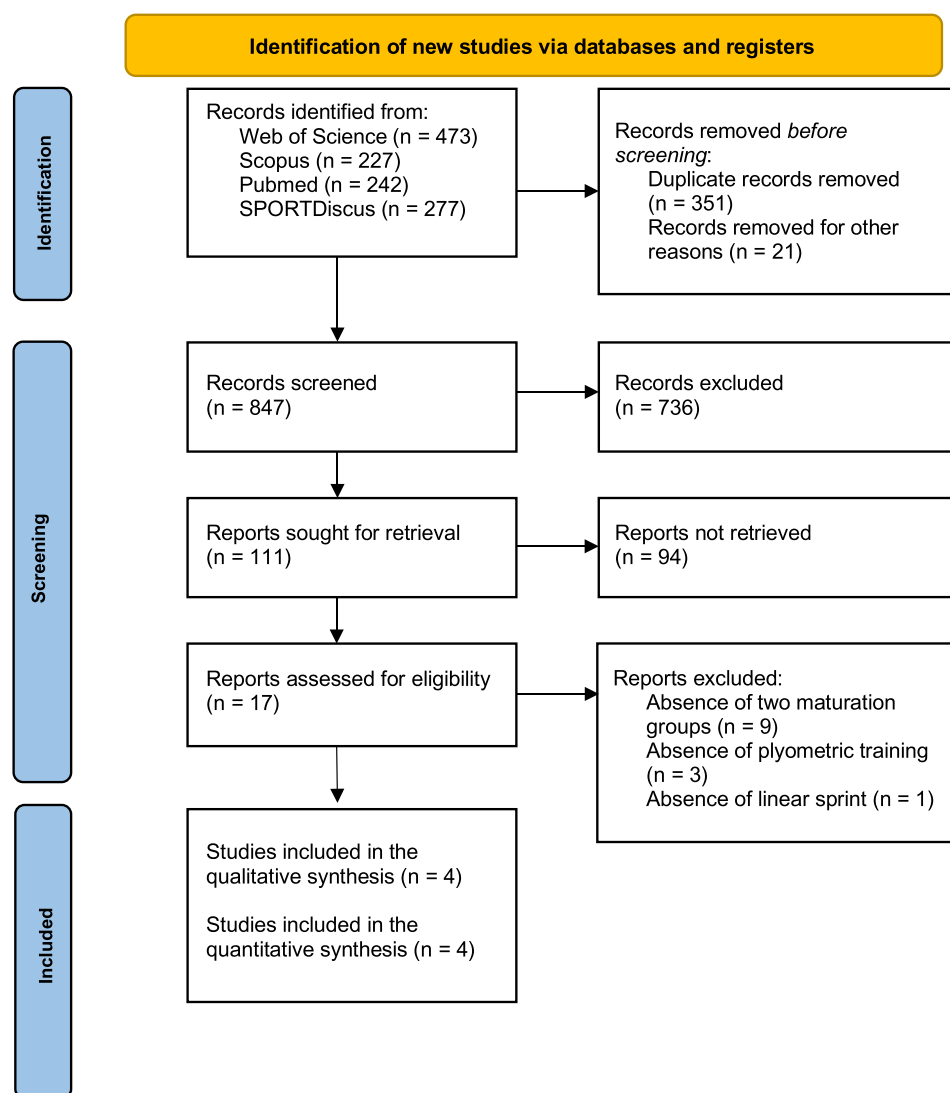
The databases identified an initial 1219 titles. Those studies were transferred to reference manager software (EndNote™ X9, Clarivate Analytics, Philadelphia, PA, USA). Afterwards, the duplicates (372 references) were excluded either automatically or manually. The remaining 847 articles were screened for their relevance based on titles and abstracts, resulting in the exclusion of 736 studies. After the screening procedure, 17 articles were selected for in depth reading and analysis further excluding 94 for not matching the titles and abstracts with the eligibility criteria. Following reading full texts, an additional 13 studies were removed. Nine articles were excluded based on the fact of not having at least two maturation groups in the analysis.<sup>35,36,57–63</sup> Three articles were excluded by the absence of including PJT.<sup>64–66</sup> One study was excluded for not having a linear sprint test.<sup>67</sup> Therefore, 4 articles<sup>40,68–70</sup> were eligible for the systematic review and meta-analysis (Figure 1). The four studies included provided mean and SD of reliability data.

### Risk of Bias of Individual Studies

With the PEDro checklist it was possible to determine that 2 studies were classified with 6 points, and 2 studies with 7 points (Table 2). Randomization was not present in two of the studies.<sup>68,69</sup>

### Characteristics and Results of the Included Studies

The features of the 4 studies included in the meta-analysis can be observed in Table 3. In addition, the details of the PJT-based programs can be checked in Table 4.



**Figure 1** PRISMA flowchart.

**Notes:** PRISMA figure adapted from Page MJ, McKenzie JE, Bossuyt PM, et al. The PRISMA 2020 statement: an updated guideline for reporting systematic reviews. *Syst Rev* 10, 89 (2021). Creative Commons.<sup>48</sup>

Four studies postulated data for sprinting performance, involving 10 experimental and 8 control groups (pooled  $n = 307$ ). Results showed a small effect of trained participants on sprinting performance ( $ES = 0.31$ ; 95%  $CI = -0.02$  to  $0.65$ ;  $p = 0.064$ ;  $I^2 = 41.3\%$ ; Egger's test  $p = 0.761$ ; [Figure 2](#)) when compared to controls.

[Figure 3](#) reveals that no significant moderator effect was noted for somatic maturity ( $p = 0.473$  between groups). Mid, post, and pre groups included 3, 3 and 4 studies in the analysis, respectively, with  $I^2$  values of 0.0%, 76.0% and 0.0%, respectively.

## Discussion

The purpose of the present systematic review with meta-analysis was to determine the effects of maturation stage (eg, classified in the same intervention protocol as early-, and late-mature based on Tanner stage or peak height velocity using Mirwald formula or Fels method using radiography-based method) on linear sprinting speed adaptations to PJT in youth (aged <18 years) male team sports players. The present study found no significant advantages in using PJT programmes overactive control groups in terms of enhancing the sprint performance of soccer players, although minor changes were



**Table 2** Methodological Assessment with Physiotherapy Evidence Database (PEDro) Scale

Study	1	2	3	4	5	6	7	8	9	10	11	Score
Asadi et al <sup>40</sup>	Yes	Yes	No	Yes	No	No	Yes	Yes	Yes	Yes	Yes	7
Moran et al <sup>68</sup>	Yes	No	No	Yes	No	No	Yes	Yes	Yes	Yes	Yes	6
Peña-González et al <sup>69</sup>	Yes	No	No	Yes	No	No	Yes	Yes	Yes	Yes	Yes	6
Vera-Assaoka et al <sup>70</sup>	Yes	Yes	No	Yes	No	No	Yes	Yes	Yes	Yes	Yes	7

**Notes:** PEDro scale items number: the total number of points from a possible maximal of 10; N.<sup>o</sup>1: eligibility criteria were specified; N.<sup>o</sup>2: subjects were randomly allocated to groups; N.<sup>o</sup>3: allocation was concealed; N.<sup>o</sup>4: the groups were similar at baseline regarding the most important prognostic indicators; N.<sup>o</sup>5: there was blinding of all subjects; N.<sup>o</sup>6: there was blinding of all therapists who administered the therapy; N.<sup>o</sup>7: there was blinding of all assessors who measured at least one key outcome; N.<sup>o</sup>8: measures of at least one key outcome were obtained from more than 85% of the subjects initially allocated to groups; N.<sup>o</sup>9: all subjects for whom outcome measures were available received the treatment or control condition as allocated or, where this was not the case, data for at least one key outcome was analyzed by "intention to treat"; N.<sup>o</sup>10: the results of between-group statistical comparisons are reported for at least one key outcome; and N.<sup>o</sup>11: the study provides both point measures and measures of variability for at least one key outcome.

**Table 3** Characteristics of the Included Studies and Outcomes Extracted

Study	N	Mean Age (yo)	Sex	Type of Control Group	Outcomes	Tests Used in the Original Studies	Measure Extracted from the Tests in the Original Studies
Asadi et al <sup>40</sup>	Pre-PHV = 20, Exp: 10, ActCon: 10 Mid-PHV = 20, Exp: 10, ActCon: 10 Post PHV = 20, Exp: 10, ActCon: 10	Pre-PHV = Exp: 11.5 ± 0.8, ActCon: 11.7 ± 0.4 Mid-PHV = Exp: 14.0 ± 0.7, ActCon: 14.2 ± 0.6 Post PHV = Exp: 16.6 ± 0.6, ActCon: 16.2 ± 0.3	M	ActCon: Soccer specific training (3 days per week soccer training)	20-m sprint with and without dribbling the ball	20-meter sprint test (Times were recorded to the nearest 0.01 s (JBL Systems, Oslo, Norway).	20-m sprint time (s): The fastest sprint time obtained from the three trials were recorded.
Moran et al <sup>68</sup>	Pre-PHV = 21, Exp: 9, ActCon: 12 Mid-PHV = 17, Exp: 8, ActCon: 9	Pre-PHV = Exp: 12.6 ± 0.7, ActCon: 12.8 ± 0.8 Mid-PHV = Exp: 14.3 ± 0.6, ActCon: 14.3 ± 0.6	M	ActCon: low intensity hockey skills training (2 days per week, one competitive game against other school opposition)	10-m and 30-m sprint running times	Acceleration (10 m) and maximal speed (30 m). Running times were measured by TC System timing gates (Brower Timing Systems, Draper, Utah, United States). T	10-m sprint (s) 30-m sprint (s) The best of three trials (one minute of rest between trials) were recorded.
Peña-González et al <sup>69</sup>	Con: 20 Pre-PHV = 43 Mid-PHV = 36 Post PHV = 31	ActCon: 13.2 ± 1.1 Pre-PHV = 12.8 ± 0.4 Mid-PHV = 13.8 ± 0.6 Post PHV = 13.8 ± 0.6	M	ActCon: participated soccer specific trainings (three days a week, 90 min.)	30-m sprint	30-m sprint were used by photoelectric cells (Datalogic S6 Series, Bologna, Italy)	30-m sprint (s): The best of two trials (two minute of rest between trials) were recorded.
Vera-Assaoka et al <sup>70</sup>	Con-Early: 16 PJT-Early: 16 Con-Late: 22 PJT-Late: 22	Con-Early: 11.5 ± 0.9 PJT-Early: 11.2 ± 0.8 Con-Late: 14.5 ± 1.1 PJT-Late: 14.4 ± 1.0	M	Con-Early (Tanner stage 1–3) and Con-Late (Tanner stage 4–5): actively participated soccer specific trainings twice a week for 90 min.	20-m sprint	20-m sprint time were measured by single beam infrared reds photoelectric cells (Globus Italia, Codogno, Italy).	20-m sprint (s): The best of three trials were recorded.

found in favor of the PJT. Furthermore, somatic maturity stage (pre, mid and post) had no significant effect on sprint performance to PJT in youth male team sport athletes.

Considering the four studies included in the current systematic and meta-analysis, 3 were conducted on soccer players,<sup>40,69,70</sup> and one in hockey.<sup>68</sup> The results showed that there were no significant improvements in sprinting performance

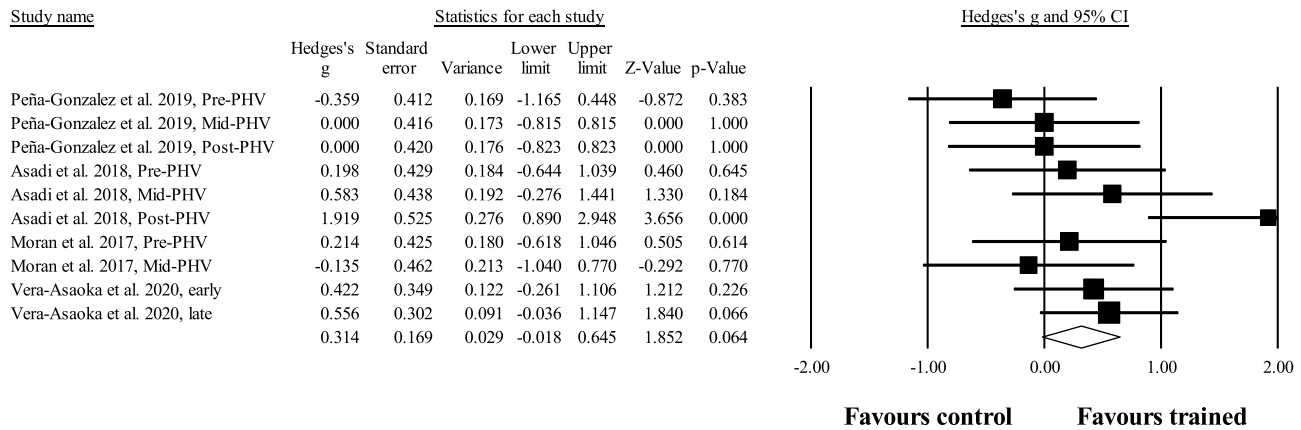
**Table 4** Characteristics of the Interventions made in the Included Studies

Study	BM	H	SPT	Fitness Level*	Laterality	Freq	Wk	BH	TJ	Comb	PO	TP
Asadi et al <sup>40</sup>	Pre-PHV = Exp: 31.0 ± 3.9, ActCon: 33.1 ± 3.2 Mid-PHV = Exp: 43.5 ± 6.3, ActCon: 41.2 ± 7.6 Post PHV = Exp: 60.6 ± 6.7, ActCon: 62.4 ± 7.2	Pre-PHV = Exp: 138.3 ± 6.0, ActCon: 137.4 ± 5.0 Mid-PHV = Exp: 154.5 ± 6.5, ActCon: 150.1 ± 7.2 Post PHV = Exp: 171.5 ± 6.0, ActCon: 176.4 ± 5.0	One week	Semi-professional soccer players (had at least 2 years of soccer training, performed soccer trainings three days/ week for 60–70 min)	N.D.	2 days/week for 30–40 min.	6	20, 40, 60 cm	60 foot contacts per session	No	2 sets, 10 repetitions. The rest period between repetitions and sets was of 7 and 120 s, the training volume during the 6-week period did not increase	Pre-season
Moran et al <sup>68</sup>	Pre-PHV = Exp: 50.9±8.7, ActCon: 52.9 ± 9.0 Mid-PHV = Exp: 58.8 ± 3.4, ActCon: 64.0 ± 8.1	Pre-PHV = Exp: 155.4 ± 5.1, ActCon: 160.4 ± 5.5 Mid-PHV = Exp: 173.1 ± 5.4, ActCon: 171.2 ± 6.0	N.D.	The participants carried out two hockey training sessions per week in addition to one competitive game against other school opposition.	Vertical, horizontal, bilateral and unilateral, totally 11 movements	2 days/week	6	N.D.	60-foot contacts per session	No	1 set, repetitions ranging from 10–30.	N.D.

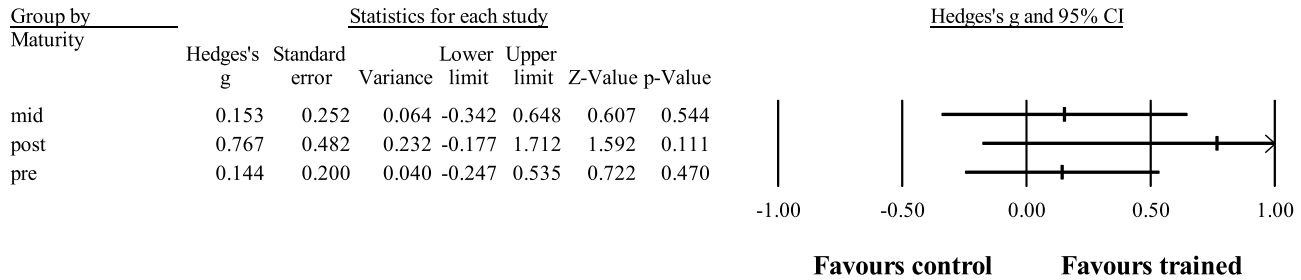


Peña-González et al <sup>69</sup>	Control: 50.5 ± 10.3 Pre-PHV = 45.4 ± 5.7 Mid-PHV = 55.8 ± 5.0 Post PHV = 62.3 ± 6.6	Control: 158.2 ± 11.1 Pre-PHV = 154.9 ± 6.2; Mid-PHV = 165.9 ± 4.8 Post PHV = 171.9 ± 10.4	N.D.	First and second level of the Spanish soccer players (3 days a week soccer training for 90 min)	Lateral	2 days/ week for 20 min.)	8	N.D.	N.D.		Plyometric and resistance exercises	9 exercises (performed exercises at maximal speed in 30 seconds. The work/rest ratio was set as 1:1. Between 5–8 weeks, initial load for some exercises increased
Vera-Assaoka et al <sup>70</sup>	Con-Early: 35.8 ± 3.8 PJT-Early: 36.8 ± 5.1 Con-Late: 55.8 ± 7.9 PJT-Late: 54.7 ± 6.6	Con-Early: 141 ± 4.0 PJT-Early: 143 ± 5.2 Con-Late: 162 ± 8.3 PJT-Late: 163 ± 7.2	N.D.	>2 years of soccer training (twice a week for 90 min.) and competition experience (one official game per week)	N.D.	PJT-Early and PJT late: 2 days/ week for about 21 min.	7	20, 40, and 60 cm	N.D.	No	2 sets of 10 repetitions, the rest period between repetitions and sets was 15 and 90 seconds, respectively. The volume of training was the same during the 7 weeks	Competitive season

**Abbreviations:** BH, box height for plyometric drop jumps (cm); BM, body mass (kg); Comb, combined; F, female; Freq, frequency of training (days/week); H, height of participants (cm); M, male; PO, progressive overload, in the form of either volume (ie, V), intensity (ie, I), type of drill (ie, T), or a combination of these; TJ, total plyometric jumps; TP, training period of the season; Wk, weeks of training, ND, not described.



**Figure 2** Forest plot of changes in sprinting performance in youth male team sport athletes participating in plyometric jump training compared to controls. Values shown are effect sizes (Hedges's g) with 95% confidence intervals (CI). The size of the plotted squares reflects the statistical weight of the study. The white rhomboid reflects the overall results.



**Figure 3** Sprint performance moderated by participant's somatic maturity.

in youth male team sport athletes participating in PJT compared to active controls. The effect of PJT on the sprint performance was observed to have a small effect size (ES = 0.31). Our results are consistent with some studies, such as Padrón-Cabo et al,<sup>71</sup> whom observed that 6 weeks of PT combined with soccer training provided no additional benefits in sprint performance (effect sizes of 0.13, 0.28 and 0.75 for 5m, 10m and 20m, respectively) compared to a normal training routine in youth soccer players. Likewise, Thomas et al<sup>37</sup> showed that 6-week plyometric exercises depend on depth jump or countermovement jump exercises did not improve the sprint performance of young soccer players. Additionally, Peña-González et al<sup>69</sup> found that eight weeks (twice per week) of plyometric training was insufficient for the speed development of young football players. Conversely, regarding the included studies, the results obtained by Asadi et al<sup>40</sup> demonstrated that 6 weeks of low-to-high intensity PT performed twice a week, including 60 foot contacts per session, improved 20 m sprint time with (ES = -0.44, -0.8 and -0.55, for pre, mid and post-PHV, respectively) and without the ball (ES = -0.12, -0.58 and -0.66, for pre, mid and post-PHV, respectively) in youth soccer players. Similarly, it was observed that PT enhanced the 20 m sprinting performance of young male soccer players regardless of maturation status,<sup>70</sup> while 10 m sprinting performance of Mid-PHV hockey players.<sup>68</sup> According to recent systematic review with meta-analysis conducted on youth soccer players demonstrated that PJT induced significant enhancements in linear sprint performance (small to moderate magnitude, ES = 0.60–0.98) compared to active controls, and also PJT applications > 7 weeks and > 14 were reported to possibly cause greater effects on 10 m sprint performance compared to PJT applications with ≤ 7 weeks and ≤ 14 total sessions.<sup>34</sup> As in our study, it was previously asserted that the lack of significant improvements in sprint performance after PT might be associated with the fact that the ground-contact times (especially during acceleration) were not short enough to augment the ability to produce explosive ground-reaction forces during sprinting.<sup>35,37</sup> Moreover, in the present study, the reason why there is no significant or very small differences in the sprint performance between PJT and active control groups may be due to the sample composition, since in the four included studies, the sample encompassed athletes who were active and regularly participated in soccer

exercise programmes. Peña-González et al<sup>69</sup> reported similar changes in sprint performance after PT, which overlap the results of our study. The same researchers attributed the absence of a significant (or small) difference in sprint performance between the PT and active control groups to the fact that the active soccer groups also had high training stimulus for speed-related tasks in their normal soccer training. Lastly, the conflicting results in four studies included in this study and in the previous studies mentioned above may be caused by the differences in the duration, severity, frequency, total number of the plyometric training program, the progression of the load, or the season period.<sup>34</sup>

Maturation plays a critical role in training-related performance adaptations, ie, it mediates training responses.<sup>40,72</sup> In a study that supports this claim, it was showed that peak improvements in physical performance characteristics were concurrent with the onset of PHV.<sup>73</sup> Therefore, PT is frequently preferred to develop the explosive movements of young football players from pre-pubertal to late pubertal period.<sup>36</sup> Several previous studies found that PT was more effective especially in sprint performance with increasing maturity.<sup>34,72,74</sup> The reason for this situation can be explained as follows: during growth and maturation, the natural development of the SSC is the relevant key for sprint performance and this occurs due to larger muscle size, augmented leg length, changes in muscle-tendon tissue, improved neural and motor development, and better quality of movement and coordination.<sup>75,76</sup> Furthermore, the present study revealed that somatic maturity stage had no significant effect on sprinting performance to PJT. Individualized analysis of selected studies propounded some substantial results. In a previous study supporting the findings of our study noted that biological maturation had no effect on 20 m sprint performance and the PJT-late group and PJT-early group showed similar changes in sprint performance to the plyometric drop jump training.<sup>70</sup> Additionally, consistent with the present study, Peña-González et al<sup>69</sup> reported that Pre-, Mid- and Post-PHV groups exhibited similar adaptation after a combination of plyometric and resistance exercises program for 30 m sprint performance. Although hormonal and physiologically driven maturation thresholds exist that regulate training adaptations training,<sup>70</sup> our current results do not support this assertion. Conversely, our results are not consistent with the previous study. For instance, Asadi et al<sup>40</sup> stated that the magnitude of improvement in 20 m sprint performance after PT was greater in the post-PHV group (ES; -0.66, moderate) as compared with the mid-PHV (ES; -0.58) and pre-PHV (ES; -0.12, trivial) groups, so Post-PHV group had higher adaptations to PT. Finally, another study notified that PT programme resulted in a greater enhancement in 10 m sprint performance rather than 30 m sprint performance in the Mid-PHV group than in the Pre-PHV group.<sup>68</sup> Also, in a previous study, it was observed that sprint performance could be further improved by PT in Mid-PHV than Pre-PHV youths.<sup>72</sup>

Asadi et al<sup>40</sup> asserted that one of the possible explanations for the decrement in sprint time in the post-PHV group (more mature players) could be related to anthropometric changes affecting stride speed and stride length, which were important components to attain superior sprint performance. In the present study, the biased effect of maturation on sprinting performance seemed to be not only dependent on strength and power but could be dependent on technique. This suggestion was also supported by Peña-González et al,<sup>69</sup> since they found that strength (through the maximal repetition) and power (through the peak power output) performance in the same maturation groups had no effect on improvement in linear sprint performance, although the relationship between the strength and speed improvements have been widely reported.<sup>77,78</sup>

The present systematic review with meta-analysis includes several limitations. The major limitation may be the small number of studies (only four study studies) showing changes in sprint performance after PJT in young players at different maturation stages. Secondly, the small number of studies participating in this study also limited the conduct of moderator and subgroup analyzes. In the present study, the changes in sprint performance to PJT according to the maturation factor were examined. In order to estimate the effect of PJT on sprint performance in future studies and to generalize the results, it is recommended to carry out comprehensive studies by taking into account different moderator variables (ie, gender, frequency, duration, and total number of sessions of PJT) in different populations or sports branches.

## Conclusion

The present systematic review with meta-analysis asserts that PJT ensures no significant benefits on sprinting performance as compared with active control programmes (specific soccer training) in youth soccer players. Furthermore, our study revealed that the changes in sprint performance after plyometric training were similar in different maturity groups.

This result may be due to the small number of studies including in the meta-analysis related to the topic and the conflicting results. Considering the importance of sprint performance in a soccer game, especially in young soccer players, increasing the number of studies may contribute to the understanding of possible physiological mechanisms that play a role in the effect of maturation and/or PT on the performance status of players (increase, decrease or lack of change). Nevertheless, although there was no significant difference in our study, it can be said that plyometric training has a positive effect on the development of explosive movements, especially sprinting performance, and that trainers should consider the biological maturation stage of the players when planning and prescribing these training programmes.

## Disclosure

The authors report no conflicts of interest in this work.

## References

1. Taylor JB, Wright AA, Dischiavi SL, Townsend MA, Marmon AR. Activity demands during multi-directional team sports: a systematic review. *Sport Med*. 2017;47(12):2533–2551. doi:10.1007/s40279-017-0772-5
2. Ziv G, Lidor R. Physical characteristics, physiological attributes, and on-court performances of handball players: a review. *Eur J Sport Sci*. 2009;9(6):375–386. doi:10.1080/17461390903038470
3. Stojanovic E, Stojiljkovic N, Scanlan AT, Dalbo VJ, Berkemans DM, Milanovic Z. The activity demands and physiological responses encountered during basketball match-play: a systematic review. *Sports Med*. 2018;48(1):111–135. doi:10.1007/s40279-017-0794-z
4. Dolci F, Hart NH, Kilding AE, Chivers P, Piggott B, Spiteri T. Physical and energetic demand of soccer. *Strength Cond J*. 2020;42(3):70–77. doi:10.1519/SSC.0000000000000533
5. Loturco I, Bishop C, Freitas TT, Pereira LA, Jeffreys I. Vertical force production in soccer: mechanical aspects and applied training strategies. *Strength Cond J*. 2020;42(2):6–15.
6. Baena-Raya A, Soriano-Maldonado A, Rodríguez-Pérez MA, et al. The force-velocity profile as determinant of spike and serve ball speed in top-level male volleyball players. *PLoS One*. 2021;16(4):e0249612.
7. Wen N, Dalbo VJ, Burgos B, Pyne DB, Scanlan AT. Power testing in basketball: current practice and future recommendations. *J Strength Cond Res*. 2018;32(9):2677–2691.
8. Vääntinen T, Blomqvist M, Nyman K, Häkkinen K. Changes in body composition, hormonal status, and physical fitness in 11-, 13-, and 15-year-old Finnish regional youth soccer players during a two-year follow-up. *J Strength Cond Res*. 2011;25(12):3342–3351.
9. Lesinski M, Schmelcher A, Herz M, et al. Maturation-, age-, and sex-specific anthropometric and physical fitness percentiles of German elite young athletes. *PLoS One*. 2020;15(8):e0237423.
10. Ostojic SM. Elite and nonelite soccer players: preseason physical and physiological characteristics. *Res Sport Med*. 2004;12(2):143–150. doi:10.1080/15438620490460495
11. Torres-Unda J, Zarrazquin I, Gil J, et al. Anthropometric, physiological and maturational characteristics in selected elite and non-elite male adolescent basketball players. *J Sports Sci*. 2013;31(2):196–203. doi:10.1080/02640414.2012.725133
12. Fransen J, Bennett KJM, Woods CT, et al. Modelling age-related changes in motor competence and physical fitness in high-level youth soccer players: implications for talent identification and development. *Sci Med Footb*. 2017;1(3):203–208. doi:10.1080/24733938.2017.1366039
13. Faude O, Koch T, Meyer T. Straight sprinting is the most frequent action in goal situations in professional football. *J Sports Sci*. 2012;30(7):625–631. doi:10.1080/02640414.2012.665940
14. Kūlah E, Alemdar H. Quantifying the value of sprints in elite football using spatial cohesive networks. *Chaos Solitons Fractals*. 2020;139:110306. doi:10.1016/j.chaos.2020.110306
15. Alves DL, Osiecki R, Palumbo DP, Moiano-Junior JVM, Oneda G, Cruz R. What variables can differentiate winning and losing teams in the group and final stages of the 2018 FIFA World Cup? *Int J Perform Anal Sport*. 2019;19(2):248–257. doi:10.1080/24748668.2019.1593096
16. Castillo D, Raya-González J, Scanlan AT, Sánchez-Díaz S, Lozano D, Yanci J. The influence of physical fitness attributes on external demands during simulated basketball matches in youth players according to age category. *Physiol Behav*. 2021;233:113354. doi:10.1016/j.physbeh.2021.113354
17. Duthie GM, Thornton HR, Delaney JA, McMahon JT, Benton DT. Relationship between physical performance testing results and peak running intensity during professional rugby league match play. *J Strength Cond Res*. 2020;34(12):3506–3513. doi:10.1519/JSC.0000000000002273
18. García-Ramos A, Haff GG, Feriche B, Jaric S. Effects of different conditioning programmes on the performance of high-velocity soccer-related tasks: systematic review and meta-analysis of controlled trials. *Int J Sports Sci Coach*. 2017;13(1):129–151. doi:10.1177/1747954117711096
19. Ramirez-Campillo R, Sanchez-Sanchez J, Romero-Moraleda B, Yanci J, Garcia-Hermoso A, Manuel Clemente F. Effects of plyometric jump training in female soccer player's vertical jump height: a systematic review with meta-analysis. *J Sports Sci*. 2020;38(13):1475–1487. doi:10.1080/02640414.2020.1745503
20. Pino-Ortega J, Rojas-Valverde D, Gómez-Carmona CD, Rico-González M. Training design, performance analysis, and talent identification—A systematic review about the most relevant variables through the principal component analysis in Soccer, Basketball, and Rugby. *Int J Environ Res Public Health*. 2021;18(5):2642. doi:10.3390/ijerph18052642
21. Bellinger PM, Newans T, Whalen M, Minahan C. Quantifying the activity profile of female beach volleyball tournament match-play. *J Sports Sci Med*. 2021;20(1):142–148. doi:10.52082/jssm.2021.142
22. Rumpf MC, Lockie RG, Cronin JB, Jalilvand F. Effect of different sprint training methods on sprint performance over various distances. *J Strength Cond Res*. 2016;30(6):1767–1785. doi:10.1519/JSC.0000000000001245
23. Tufano JJ, Amonette WE. Assisted versus resisted training: which is better for increasing jumping and sprinting? *Strength Cond J*. 2018;40(1):106–110. doi:10.1519/SSC.0000000000000362

24. Behm DG, Young JD, Whitten JHD, et al. Effectiveness of traditional strength vs. power training on muscle strength, power and speed with youth: a systematic review and meta-analysis. *Front Physiol.* 8. doi:10.3389/fphys.2017.00423
25. Seitz LB, Reyes A, Tran TT, de Villarreal ES, Haff GG. Increases in lower-body strength transfer positively to sprint performance: a systematic review with meta-analysis. *Sport Med.* 2014;44(12):1693–1702. doi:10.1007/s40279-014-0227-1
26. Dallas GC, Pappas P, Ntallas CG, Paradisis GP, Exell TA. The effect of four weeks of plyometric training on reactive strength index and leg stiffness is sport dependent. *J Sports Med Phys Fitness.* 2020;60(7). doi:10.23736/S0022-4707.20.10384-0
27. Flanagan EP, Comyns TM. The use of contact time and the reactive strength index to optimize fast stretch-shortening cycle training. *Strength Cond J.* 2008;30(5):32–38. doi:10.1519/SSC.0b013e318187e25b
28. Rumpf MC, Cronin JB, Oliver JL, Hughes MG. Vertical and leg stiffness and stretch-shortening cycle changes across maturation during maximal sprint running. *Hum Mov Sci.* 2013;32(4):668–676. doi:10.1016/j.humov.2013.01.006
29. Coutts AJ, Rampinini E, Marcora SM, Castagna C, Impellizzeri FM. Heart rate and blood lactate correlates of perceived exertion during small-sided soccer games. *J Sci Med Sport.* 2009;12(1):79–84. doi:10.1016/j.jsams.2007.08.005
30. Young WB. Transfer of strength and power training to sports performance. *Int J Sports Physiol Perform.* 2006;1(2):74–83. doi:10.1123/ijspp.1.2.74
31. Bangsbo J, Mohr M, Krstrup P. Physical and metabolic demands of training and match-play in the elite football player. *J Sports Sci.* 2006;24(7):665–674. doi:10.1080/02640410500482529
32. Reilly T, Bangsbo J, Franks A. Anthropometric and physiological predispositions for elite soccer. *J Sports Sci.* 2000;18(9):669–683. doi:10.1080/02640410050120050
33. Nobari H, Alves AR, Clemente FM, et al. Associations between variations in accumulated workload and physiological variables in young male soccer players over the course of a season. *Front Physiol.* 2021;12. doi:10.3389/fphys.2021.638180
34. Ramirez-Campillo R, Castillo D, Raya-González J, Moran J, de Villarreal ES, Lloyd RS. Effects of plyometric jump training on jump and sprint performance in young male soccer players: a systematic review and meta-analysis. *Sport Med.* 2020;50(12):2125–2143. doi:10.1007/s40279-020-01337-1
35. Michailidis Y, Fatouros IG, Primpá E, et al. Plyometrics' trainability in preadolescent soccer athletes. *J Strength Cond Res.* 2013;27(1):38–49. doi:10.1519/JSC.0b013e3182541ec6
36. Söhnlein Q, Müller E, Stöggel TL. The effect of 16-week plyometric training on explosive actions in early to mid-puberty elite soccer players. *J Strength Cond Res.* 2014;28(8):2105–2114. doi:10.1519/JSC.0000000000000387
37. Thomas K, French D, Hayes PR. The effect of two plyometric training techniques on muscular power and agility in youth soccer players. *J Strength Cond Res.* 2009;23(1):332–335. doi:10.1519/JSC.0b013e318183a01a
38. Hammami M, Gaamouri N, Suzuki K, Aouadi R, Shephard RJ, Chelly MS. Effects of unloaded vs. ankle-loaded plyometric training on the physical fitness of U-17 male soccer players. *Int J Environ Res Public Health.* 2020;17(21):7877. doi:10.3390/ijerph17217877
39. Negra Y, Chaabene H, Fernandez-Fernandez J, et al. Short-term plyometric jump training improves repeated-sprint ability in prepubertal male soccer players. *J Strength Cond Res.* 2020;34(11):3241–3249. doi:10.1519/JSC.00000000000002703
40. Asadi A, Ramirez-Campillo R, Arazi H, Sáez de Villarreal E. The effects of maturation on jumping ability and sprint adaptations to plyometric training in youth soccer players. *J Sports Sci.* 2018;36(21):2405–2411. doi:10.1080/02640414.2018.1459151
41. Rössler R, Donath L, Verhagen E, Junge A, Schweizer T, Faude O. Exercise-based injury prevention in child and adolescent sport: a systematic review and meta-analysis. *Sport Med.* 2014;44(12):1733–1748. doi:10.1007/s40279-014-0234-2
42. Sáez de Villarreal E, Requena B, Cronin JB. The effects of plyometric training on sprint performance: a meta-analysis. *J Strength Cond Res.* 2012;26(2):575–584. doi:10.1519/JSC.0b013e318220fd03
43. van de Hoef PA, Brauers JJ, van Smeden M, Backx FJG, Brink MS. The effects of lower-extremity plyometric training on soccer-specific outcomes in adult male soccer players: a systematic review and meta-analysis. *Int J Sports Physiol Perform.* 2020;15(1):3–17. doi:10.1123/ijspp.2019-0565
44. Chaabene H, Negra Y, Moran J, et al. Plyometric training improves not only measures of linear speed, power, and change-of-direction speed but also repeated sprint ability in young female handball players. *J Strength Cond Res.* 2021;35(8):2230–2235. doi:10.1519/JSC.00000000000003128
45. Ramirez-Campillo R, Garcia-Hermoso A, Moran J, Chaabene H, Negra Y, Scanlan AT. The effects of plyometric jump training on physical fitness attributes in basketball players: a meta-analysis. *J Sport Heal Sci.* 2020. doi:10.1016/j.jsbs.2020.12.005
46. Tumkur Anil Kumar N, Oliver JL, Lloyd RS, Pedley JS, Radnor JM. The influence of growth, maturation and resistance training on muscle-tendon and neuromuscular adaptations: a narrative review. *Sports.* 2021;9(5):59. doi:10.3390/sports9050059
47. Asadi A, Arazi H, Ramirez-Campillo R, Moran J, Izquierdo M. Influence of maturation stage on agility performance gains after plyometric training. *J Strength Cond Res.* 2017;31(9):2609–2617.
48. Page MJ, McKenzie JE, Bossuyt PM, et al. The PRISMA 2020 statement: an updated guideline for reporting systematic reviews. *BMJ.* 2021;4:45.
49. Elkins MR, Moseley AM, Sherrington C, Herbert RD, Maher CG. Growth in the Physiotherapy Evidence Database (PEDro) and use of the PEDro scale. *Br J Sports Med.* 2013;47(4):188–189.
50. Deeks JJ, Higgins JP, Altman DG. Analysing data and undertaking meta-analyses. In: Higgins JP, Green S, editors. *Cochrane Handbook for Systematic Reviews of Interventions. The Cochrane Collaboration.* 2008:243–296.
51. Kontopantelis E, Springate DA, Reeves D. A re-analysis of the cochrane library data: the dangers of unobserved heterogeneity in meta-analyses. *PLoS One.* 2013;8(7):e69930.
52. Hopkins WG, Marshall SW, Batterham AM, Hanin J. Progressive statistics for studies in sports medicine and exercise science. *Med Sci Sport Exerc.* 2009;41(1):3–13.
53. Higgins JPT, Thompson SG. Quantifying heterogeneity in a meta-analysis. *Stat Med.* 2002;21(11):1539–1558.
54. Egger M, Smith GD, Schneider M, Minder C. Bias in meta-analysis detected by a simple, graphical test. *BMJ.* 1997;315(7109):629–634.
55. Duval S, Tweedie R. Trim and fill: a simple funnel-plot-based method of testing and adjusting for publication bias in meta-analysis. *Biometrics.* 2000;56(2):455–463.
56. Shi L, Lin L. The trim-and-fill method for publication bias. *Medicine.* 2019;98(23):e15987.
57. Bouguezzi R, Chaabene H, Negra Y, et al. Effects of jump exercises with and without stretch-shortening cycle actions on components of physical fitness in prepubertal male soccer players. *Sport Sci Health.* 2020;16(2):297–304.
58. Bouguezzi R, Chaabene H, Negra Y, et al. Effects of different plyometric training frequencies on measures of athletic performance in prepubertal male soccer players. *J Strength Cond Res.* 2020;34(6):1609–1617.



59. Chaabene H, Negra Y. The effect of plyometric training volume on athletic performance in prepubertal male soccer players. *Int J Sports Physiol Perform.* 2017;12(9):1205–1211.
60. Gorostiaga EM, Izquierdo M, Iturralde P, Ruesta M, Ibáñez J. Effects of heavy resistance training on maximal and explosive force production, endurance and serum hormones in adolescent handball players. *Eur J Appl Physiol Occup Physiol.* 1999;80(5):485–493.
61. Ingle L, Sleaf M, Tolfrey K. The effect of a complex training and detraining programme on selected strength and power variables in early pubertal boys. *J Sports Sci.* 2006;24(9):987–997.
62. Latorre Román PÁ, Villar Macías FJ, García Pinillos F. Effects of a contrast training programme on jumping, sprinting and agility performance of prepubertal basketball players. *J Sports Sci.* 2018;36(7):802–808.
63. Zribi A, Zouch M, Chaari H, et al. Short-term lower-body plyometric training improves whole-body bmc, bone metabolic markers, and physical fitness in early pubertal male basketball players. *Pediatr Exerc Sci.* 2014;26(1):22–32.
64. Hammami R, Sekulic D, Selmi MA, et al. Maturity status as a determinant of the relationships between conditioning qualities and preplanned agility in young handball athletes. *J Strength Cond Res.* 2018;32(8):2302–2313.
65. Meylan CMP, Cronin JB, Oliver JL, Hopkins WG, Contreras B. The effect of maturation on adaptations to strength training and detraining in 11–15-year-olds. *Scand J Med Sci Sports.* 2014;24(3):e156–64.
66. Sariati D, Hammami R, Zouhal H, et al. Improvement of physical performance following a 6 week change-of-direction training program in elite youth soccer players of different maturity levels. *Front Physiol.* 2021;12:45.
67. Ramirez-Campillo R, Alvarez C, Sanchez-Sanchez J, et al. Effects of plyometric jump training on the physical fitness of young male soccer players: modulation of response by inter-set recovery interval and maturation status. *J Sports Sci.* 2019;37(23):2645–2652.
68. Moran J, Sandercock GRH, Ramirez-Campillo R, Todd O, Collison J, Parry DA. Maturation-related effect of low-dose plyometric training on performance in youth hockey players. *Pediatr Exerc Sci.* 2017;29(2):194–202.
69. Peña-González I, Fernández-Fernández J, Cervelló E, Moya-Ramón M. Effect of biological maturation on strength-related adaptations in young soccer players. *PLoS One.* 2019;14(7):e0219355.
70. Vera-Assaoka T, Ramirez-Campillo R, Alvarez C, et al. Effects of maturation on physical fitness adaptations to plyometric drop jump training in male youth soccer players. *J Strength Cond Res.* 2020;34(10):2760–2768.
71. Padrón-Cabo A, Lorenzo-Martínez M, Pérez-Ferreirós A, Costa PB, Rey E. Effects of plyometric training with agility ladder on physical fitness in youth soccer players. *Int J Sports Med.* 2021;42(10):896–904.
72. Moran J, Sandercock G, Rumpf M, Parry D. Variation in responses to sprint training in male youth athletes: a meta-analysis. *Int J Sports Med.* 2016;38(01):1–11.
73. Philippaerts RM, Vaeyens R, Janssens M, et al. The relationship between peak height velocity and physical performance in youth soccer players. *J Sports Sci.* 2006;24(3):221–230.
74. Pavillon T, Tourny C, Ben Abderrahman A, et al. Sprint and jump performances in highly trained young soccer players of different chronological age: effects of linear VS. CHANGE-OF-DIRECTION sprint training. *J Exerc Sci Fit.* 2021;19(2):81–90.
75. Radnor JM, Oliver JL, Waugh CM, Myer GD, Moore IS, Lloyd RS. The influence of growth and maturation on stretch-shortening cycle function in youth. *Sport Med.* 2018;48(1):57–71.
76. Oliver JL, Rumpf MC. Speed development in youths. In: Lloyd R OJ, editor. *Strength and Conditioning for Young Athletes*. London/New York: Routledge; 2014.
77. Comfort P, Stewart A, Bloom L, Clarkson B. Relationships between strength, sprint, and jump performance in well-trained youth soccer players. *J Strength Cond Res.* 2014;28(1):45.
78. Markovic G, Sarabon N, Boban F, et al. Nordic hamstring strength of highly trained youth football players and its relation to sprint performance. *J Strength Cond Res.* 2020;34(3):43–47.

Open Access Journal of Sports Medicine

Dovepress

## Publish your work in this journal

Open Access Journal of Sports Medicine is an international, peer-reviewed, open access journal publishing original research, reports, reviews and commentaries on all areas of sports medicine. The manuscript management system is completely online and includes a very quick and fair peer-review system. Visit <http://www.dovepress.com/testimonials.php> to read real quotes from published authors.

Submit your manuscript here: <http://www.dovepress.com/open-access-journal-of-sports-medicine-journal>